

**In This Issue:**

Life Jacket Loaner Station

Firework and Water Safety

Summer Safety for Kids

Firewise Information

---

**Grants Pass Department  
Of Public Safety**

---

**Contact Information:**

**Non-Emergency**

541-450-6260

**Fire**

541-450-6200

**City Hall**

541-450-6000



## Neighborhood Watch Newsletter July—August 2017


The Grants Pass Police Association (GPPA) would like to announce the re-opening of the Baker Park life jacket loaner station in Grants Pass. The loaner station, equipped with personal flotation devices (PFDs/"life jackets") for infants and children, is designed for families using and enjoying the Rogue River. Anyone wishing to outfit their child(ren) can borrow a life jacket, free of charge, for their time at Baker Park. The life jacket loaner station is currently in.

The station will be outfitted with eight (8) children's life jackets (50-90 pounds) and two (2) infant's life jackets (up to 30 pounds) and has directions on the proper usage and fitting of the jackets, available in both English and Spanish. The Mustang-brand PFDs are Coast Guard approved, and have reflective material, heavy duty grab handles, and head pillows to assist in keeping the user's head from turning face down while in the water.

The GPPA will make the PFDs available between May and September, each year. Each life jacket will be inspected monthly by the United States Coast Guard Auxiliary and will be replaced, should they be found to be worn, damaged or stolen.

The GPPA is proud to make the life jackets available to the public again this year and we ask that the jackets be returned to the station after each daily use.

Members of the Executive Board for the GPPA can be reached at the Grants Pass Department of Public Safety non-emergent telephone number (541) 450-6260.



## Firework Safety

Fireworks during the Fourth of July are as American as apple-pie, but did you know that more than twice the numbers of fires are reported on that day than on any other day of the year in the United States? Two out of five of these fires are caused by fireworks. The safest way to enjoy fireworks is to attend a public display conducted by trained professionals.

If you decide to set off your own fireworks please follow these safety tips:

### WHEN CAN I SET OFF FIREWORKS?

Within the City limits of Grants Pass, fireworks can only be used on the 4th of July between 6 PM and 11 PM. Only "Oregon Legal Fireworks" are permitted.


### WHERE ARE THE USE OF FIREWORKS ILLEGAL AT ALL TIMES?

- Any areas posted "NO FIREWORKS ALLOWED"
- West of Highland Ave. and Dimmick St., north of the rail road tracks.
- Haviland Dr between Cloverlawn and Linden.
- Panoramic Loop area.
- Overland Loop area.
- North of Interstate 5.
- In areas where there is the potential to ignite combustible materials and vegetation.
- Within any City park
- Within any Public School

### WHAT FIREWORKS ARE LEGAL?

Oregon Legal Fireworks:

- Do not explode
- Do not fly into the air – illegal: Mortars fired from tubes, Sky Lanterns
- Do not travel more than 6 feet horizontally
- Do not travel more than 12 inches vertically



#### BE PREPARED BEFORE LIGHTING FIREWORKS!

- Use only fireworks legal in Oregon, purchased from licensed outlets.
- Always read and follow label directions.
- Place pets indoors; they are easily frightened by fireworks.
- Always have water handy – a garden hose or a bucket of water.
- Light fireworks outdoors on a flat, clear area away from houses, dry leaves or grass and combustible materials.

#### BE SAFE WHEN LIGHTING FIREWORKS

Do not allow young children to play with fireworks under any circumstances. Sparklers, considered by many to be the ideal “safe” firework for the young, burn at 1200 to 2000 degrees F and can easily cause severe burns and ignite clothing. Children do not understand the danger involved and cannot act appropriately in case of emergency.

Older children should only be permitted to use fireworks under close adult supervision. Do not allow any running or horseplay.

Do not try to relight or handle malfunctioning fireworks. Place duds in a bucket of water and throw them away.

Be sure other people are out of range before lighting fireworks.

Never ignite fireworks inside a container such as a bottle or can.

Keep unused fireworks away from the area where you are lighting them.

Never have any portion of your body over a firework when lighting.


#### FIREWORKS RELATED INJURIES – FACTS (NFPA)

In 2012, 8,700 fireworks-related injuries were treated in U.S. hospital emergency rooms. An estimated 17,800 reported fires were started by fireworks. These fires resulted in an estimated 40 civilian injuries and \$32 million in direct property damage.

The risk of fireworks injury was two-and-a-half times higher for children ages 5-14 than for the general population. 83% of all emergency room fireworks injuries were from legal consumer fireworks.

On Independence Day in a typical year, more U.S. fires are reported than on any other day, and fireworks account for almost half of those fires, more than any other cause of fires.

If you have any questions about fireworks use please call the Fire Prevention office at 541-450-6200.



## **Water Safety**

As the temperatures continue to rise, our community is finding ways to stay cool. The Grants Pass Department of Public Safety wants you to be Water Safe this summer.


Drowning can happen at any time of year, especially during the summer months when drowning incidents can increase up to almost 90% as compared to the rest of the year. Whether you are at a lake, river or swimming pool, please follow these basic steps to be Water Safe:

- Wear your Life Jacket regardless of boat type or difficulty of water. One third of all whitewater accidents could have been prevented if the victim was wearing a life jacket; many deaths occur in very easy rapids!
- Avoid alcohol and illegal drugs. Alcohol dulls reflexes and survival responses, and is often linked to fatalities.
- Know the river to prevent unpleasant surprises. Find out what lies downstream.
- Avoid extremes of weather and water: Very high flows and cold temperatures pose special challenges to paddlers. If you do not have the specialized gear and skills needed, wait until conditions improve.
- Never jump off bridges or structures. River depth and channels change continually, making it impossible to know the water's depth or what lies below the surface.
- Do not swim in irrigation ditches or canals. The water is moving very fast and you can be swept away. Canal bottoms can contain hazards or debris that can entrap you.
- NEVER enter underwater structures.
- Do not leave children unattended near water. Do not trust a child's life to another child.
- Secure the area around swimming pools to prevent children from entering pool areas unattended.
- Have appropriate equipment, such as reaching or throwing equipment, a cell phone, life jackets and a first aid kit.

Make sure everyone in your family learns to swim well. Enroll in an age-appropriate swimming class.

Please have a fun summer and be Water Safe!

For more information, consult: <http://www.poolsafely.gov> and <http://www.americanwhitewater.org/content/Safety>. If you have any questions or concerns, please contact the Grants Pass Department of Public Safety Fire Prevention Office at 541-450-6200.




## **Summer Safety**

Now that school is out for the summer, the Grants Pass Department of Public Safety would like to take a moment to remind parents of some summer time safety tips to ensure that the children in our community have a fun, safe summer.

- Always supervise your children near water. No matter what their skill level is looking away for a moment can be disastrous.
- Always wear an approved life preserver in a boat or when on the water.
- Teach your children to be aware of their surroundings. And to play in a group and not alone because there is safety in numbers.
- If your child is approached by a stranger or vehicle, teach them to scream, run to a safe place, tell an adult and call the police.
- Teach your children about gun safety. If they are at a friends house and they see a gun, tell them not to touch it and tell an adult.
- Talk to your children about internet safety. Don't give out any personal information online and never to set up a meet with someone they met online.
- And use blocking software on your computer to limit where your children can access.
- Always wear a helmet when riding a bike and wear bright colored clothes when riding on a roadway.
- As drivers, we need to be more aware of our surroundings when we drive. Pay attention to kids on the sidewalk and make sure they are going to accidentally dart into traffic.

If you have any questions, please contact Officer Lesley Donaghy Grants Pass Department of Public Safety Crime Prevention Bureau at 541-450-6245.




## **HOMEOWNER CHECKLIST**

Wildfires don't have to destroy everything in their path. Science and research have proven that using Fire-wise principles in your landscaping can minimize damage and prevent losses. The work you do today can make a difference. Follow these simple action steps now and throughout the year to prepare and help reduce the risk of your home and property becoming fuel for a wildfire:

- » Remove flammable items within 30 feet of all structures including firewood piles, portable propane tanks and dry and dead vegetation.
- » Dry grass and shrubs are fuel for wildfire so keep your lawn hydrated and maintained. If it is brown, trim it to reduce fire intensity, and don't let debris and lawn cuttings linger. Dispose of these items quickly to reduce fuel for fire.
- » Fire can spread to tree tops. If you have tall trees on your property, prune low hanging branches 6 to 10 feet from the ground and for smaller trees, prune low hanging branches no more than a third of the tree's height. Remove tall grasses, vines and shrubs from under trees.
- » Talk to your neighbors and create a plan for how to address your wildfire safety challenges together.
- » Clear needles, leaves and other debris from the roof, gutters, eaves, porches and decks. This reduces the chances of embers igniting your home.
- » To reduce ember penetration, replace or repair loose or missing roof shingles or tiles, and caulk any gaps or openings on roof edges.
- » Cover exterior attic vents, and enclose under-eave and soffit vents with metal wire mesh no larger than 1/8 inch to prevent embers from entering the home.
- » Remove items stored under decks or porches; replace vegetation in these areas with rock or gravel.
- » Replace mulch with hardscaping, including rock, gravel or stone. If it can catch fire, don't let it touch your house, deck or porch.

Learn more about how to keep your family safe and reduce your home's risk for wildfire damage at [fire-wise.org](http://fire-wise.org).



## **Hillcrest Firewise Garden Gets Facelift**

On May 6th city Firewise community members spent a Saturday morning cleaning and updating the Firewise Garden located at the Hillcrest Public Safety Center. Community volunteers performed maintenance on the irrigation system, replaced dead plants and pruned the others. The community was awarded a \$500 grant from State Farm to help pay for new plants and materials. Their time spent working on the garden also counts towards meeting their communities' Firewise USA renewal for 2017.

In addition to the vegetation overhaul, new information signs will be being installed throughout the garden. These signs will discuss different elements of defensible space; identify the types of plants in the garden and their needs in terms of shade and water. The garden provides examples of fire resistant vegetation options and different approaches to creating effective defensible space around the home. The garden is located on the northwest corner of the station and available to visit anytime. Wildfire preparation and resilience is everyone's responsibility. With the arrival of summer and accompanying hot, dry weather, it is important for everyone to make sure their home is maintained and ready to withstand the threat of fire. Visit [www.firewise.org](http://www.firewise.org) or [www.grantspassoregon.gov/prevention](http://www.grantspassoregon.gov/prevention) to learn more about simple steps you can take to be prepared.