

The background of the slide is a light beige, parchment-like texture with faint, golden-brown veins. On the left side, there is a vertical stem with a large, dried, brownish leaf. On the right side, there is a horizontal stem with a smaller, dried, brownish leaf. The text is centered in a dark brown, serif font.

Noxious and Invasive Weeds and Overgrowth

🔔 Public Awareness

Noxious weeds

A noxious weed is described by the Oregon State Weed Board as “injurious to public health, agriculture, recreation, wildlife or any public or private property”.

There are 100 plant species officially designated as noxious weeds in Oregon.



Scotch Broom

Invasive Weeds are defined as:

Invasive weeds are plants that have moved into the non-landscape environment and, if not controlled, can become designated as a Noxious Weed.

A good example is the Butterfly bush. Very pretty but can get out of control quickly.

Butterfly bush



The City of Grants Pass takes pride in its neighborhoods, public areas and industrial lands.

Keeping weeds from propagating helps our community look attractive and vibrant.



Excessive weeds may result in neighborhood deterioration and can encourage unsavory elements to move in.

Additional problems can be excessive fire danger, obscuring dangerous debris and creating a breeding ground for mosquitoes and rodents.





City Ordinance 5.12.060

“No owner or person in charge of property may permit weeds or other noxious vegetation to grow upon his property. It is the duty of an owner or person in charge of property to cut down or to destroy weeds or other noxious vegetation from becoming unsightly, or from becoming a fire hazard, or from maturing or going to seed.”


Examples of excessive weeds





Overgrowth in the Right of Way

- The Right of Way (ROW) along our city streets is the area from a property line to the street. It can be a parking strip, sidewalk or just a curb.
- The type of ROW can vary from property to property but it must be maintained by the property owner and kept clear of obstructions.



Property owners or the person in charge of a property can receive a citation with a fine of \$295 to a maximum of \$500, if they do not take care of their property.

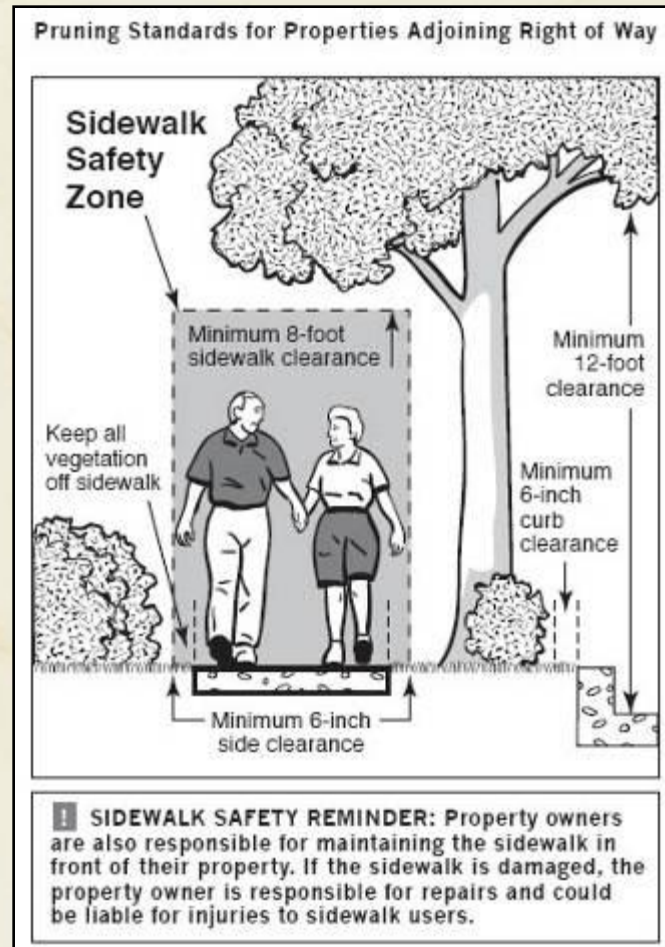
You can call the Public Safety's Community Service Officers at 450-6260 or the Fire Prevention Bureau at 450-6200 if you have questions regarding excessive weeds on commercial property.

Examples of excessive vegetation overgrowth.



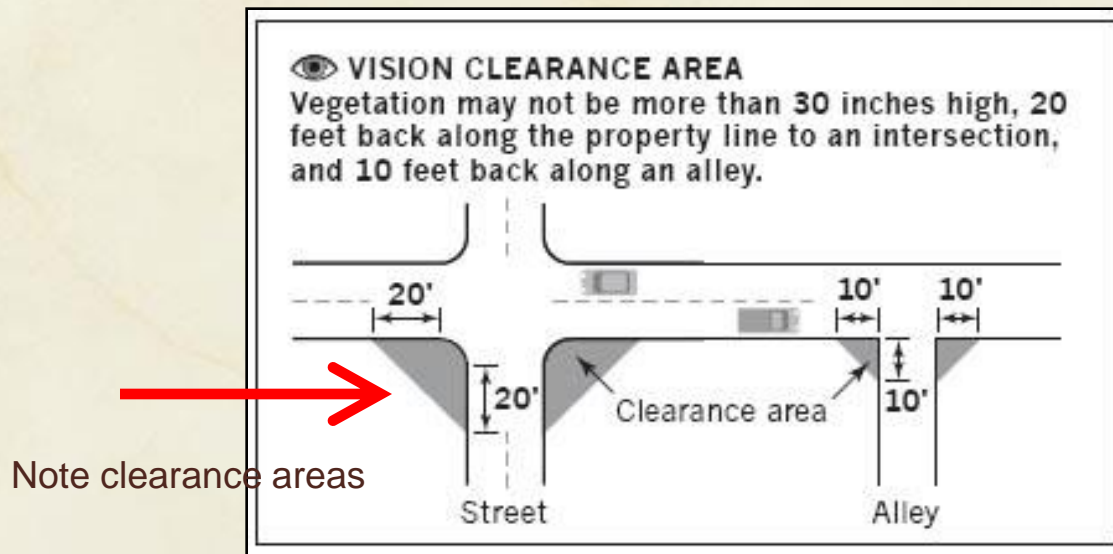
Sidewalks must remain free of vegetation in the public right of way.

This graphic is a good reference point for maintenance of vegetation on your property.



Sight distance and vision clearance

Intersections and driveways require adequate site distance so drivers may enter a roadway safely.



Please contact the Public Works Department at 450-6110 if you need assistance.

Problem sidewalks are a trip hazard and a clearance issue to pedestrians as well as an obstacle for disabled individuals.



Property Owners are responsible for:

- Sidewalk lifting and cracks.
- Snow/Ice compaction.
- Obstructions (Vegetation, broken fences, parked cars or any items blocking pedestrian passage).
- Maintenance of vegetation, including removal of weeds, clipping hedges and removing tree limbs.

Sidewalk Maintenance

To avoid liability issues, repair lifting or broken sidewalks and clear away any debris in the pedestrian right of way.

The City has a program to assist with the costs of up to 50%.


Call the Public Works
Department at 450-6110
if you need assistance.



Weed Abatement

The Grants Pass Department of Public Safety is enforcing weed issues. If you are not in compliance with the City Municipal Code, you may receive a notice like this posted on your property.





You will need to take measures to correct excessive weeds in order to be in compliance with the Municipal Code.

If you cannot resolve the issue yourself, contact a qualified landscaping company to assist you.

Compliance

Once weeds have been abated, you will be in compliance with the Municipal Code and the improvement will benefit you and the entire neighborhood.

Livable, vibrant, clean, safe and attractive.
Important goals to encourage our economic investment, revitalize our community and retain our population.





Contact information:

- Grants Pass Department of Public Safety
Community Service Officers
(Code Enforcement) – 450-6260
- Fire Prevention Bureau – 450-6200
- Grants Pass Public Works - 450-6110

Thank you!