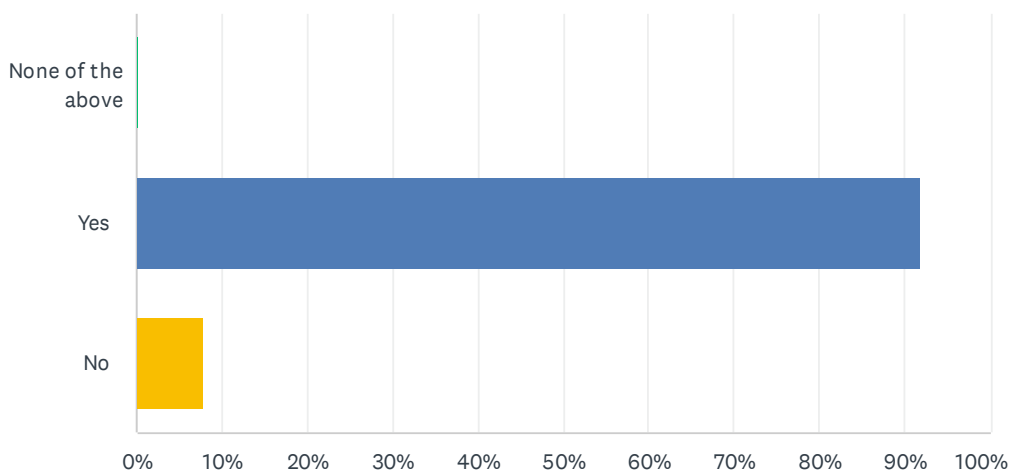


Q1 Are you a Grants Pass resident?

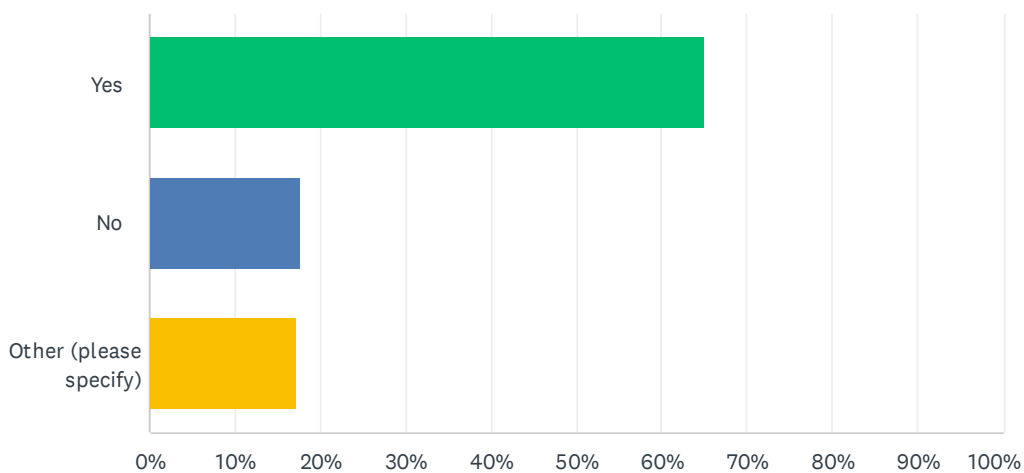
Answered: 517 Skipped: 3



ANSWER CHOICES	RESPONSES	
None of the above	0.19%	1
Yes	91.88%	475
No	7.93%	41
TOTAL		517

Q2 Do you work in Grants Pass?

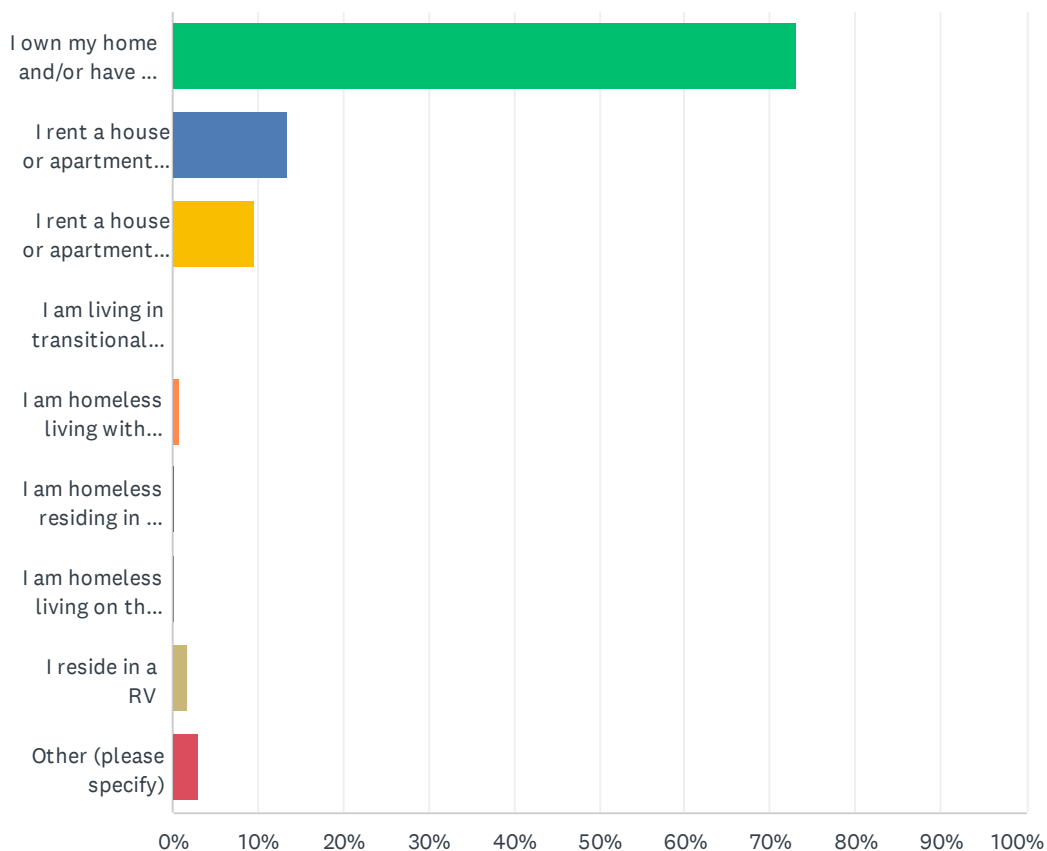
Answered: 517 Skipped: 3



ANSWER CHOICES	RESPONSES	
Yes	64.99%	336
No	17.79%	92
Other (please specify)	17.21%	89
TOTAL		517

Q3 Which statement best describes your housing situation?

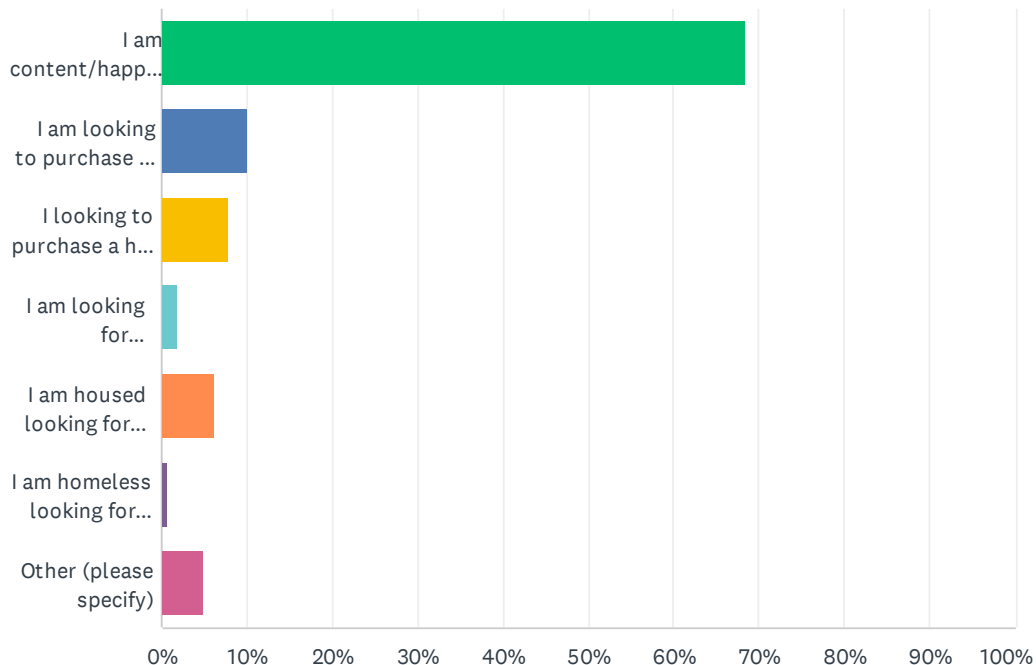
Answered: 518 Skipped: 2



ANSWER CHOICES	RESPONSES	
I own my home and/or have a mortgage.	73.17%	379
I rent a house or apartment with no roommate.	13.51%	70
I rent a house or apartment with a roommate(s).	9.65%	50
I am living in transitional housing with a limited time period.	0.00%	0
I am homeless living with others (couch surfing).	0.77%	4
I am homeless residing in a shelter.	0.19%	1
I am homeless living on the streets.	0.19%	1
I reside in a RV	1.74%	9
Other (please specify)	2.90%	15
Total Respondents: 518		

Q4 Which statement below best describes your most immediate future housing goal?

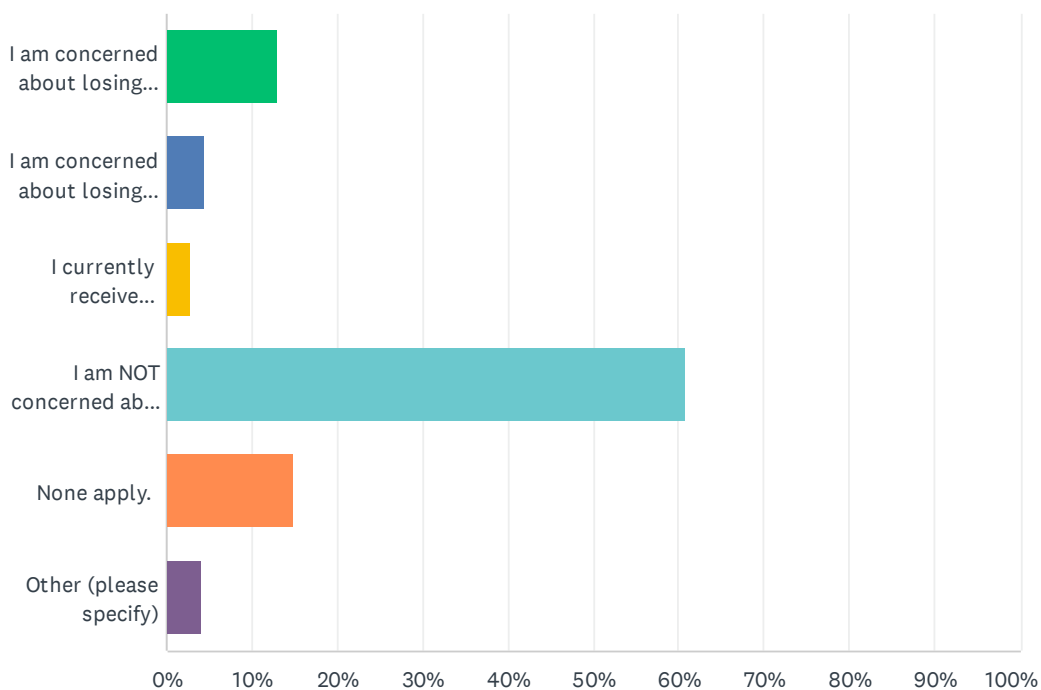
Answered: 517 Skipped: 3



ANSWER CHOICES	RESPONSES	
I am content/happy with my current housing situation.	68.47%	354
I am looking to purchase a home in Grants Pass.	10.06%	52
I looking to purchase a home outside of Grants Pass.	7.93%	41
I am looking for higher-amenity rental housing or to upgrade my current rental housing.	1.93%	10
I am housed looking for more affordable rental housing.	6.19%	32
I am homeless looking for permanent housing.	0.58%	3
Other (please specify)	4.84%	25
TOTAL		517

Q5 Select a statement that most applies to you.

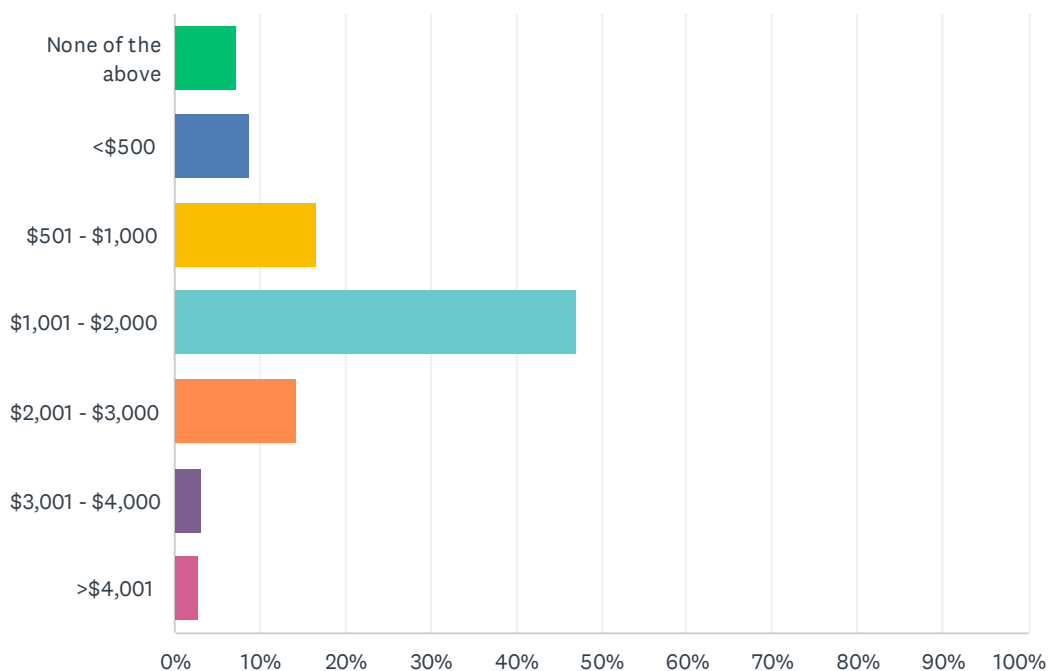
Answered: 514 Skipped: 6



ANSWER CHOICES	RESPONSES	
I am concerned about losing my home due to my financial situation.	13.04%	67
I am concerned about losing my home due to other reasons.	4.47%	23
I currently receive financial assistance to stay in my home.	2.72%	14
I am NOT concerned about losing my home.	60.70%	312
None apply.	14.98%	77
Other (please specify)	4.09%	21
TOTAL		514

Q6 What amount of monthly income is used on housing?

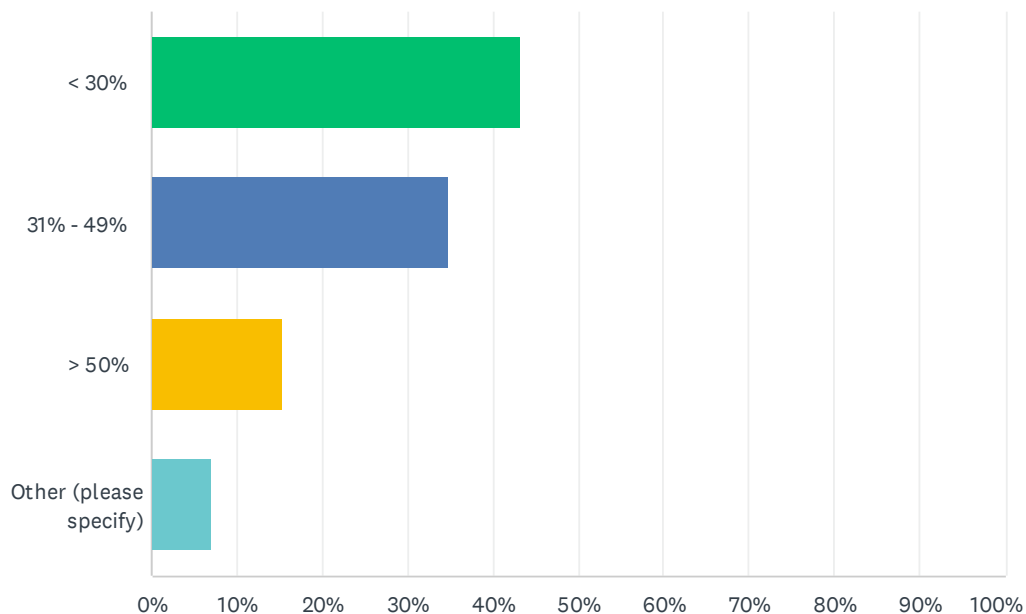
Answered: 516 Skipped: 4



ANSWER CHOICES	RESPONSES	
None of the above	7.17%	37
<\$500	8.72%	45
\$501 - \$1,000	16.67%	86
\$1,001 - \$2,000	47.09%	243
\$2,001 - \$3,000	14.34%	74
\$3,001 - \$4,000	3.29%	17
>\$4,001	2.71%	14
TOTAL		516

Q7 What percentage of your gross income goes towards housing costs each month? (If you rent, include monthly rent and rental insurance. If you are a homeowner, include principal, interest, taxes, mortgage and homeowner insurance and any homeowner association fees if applicable).

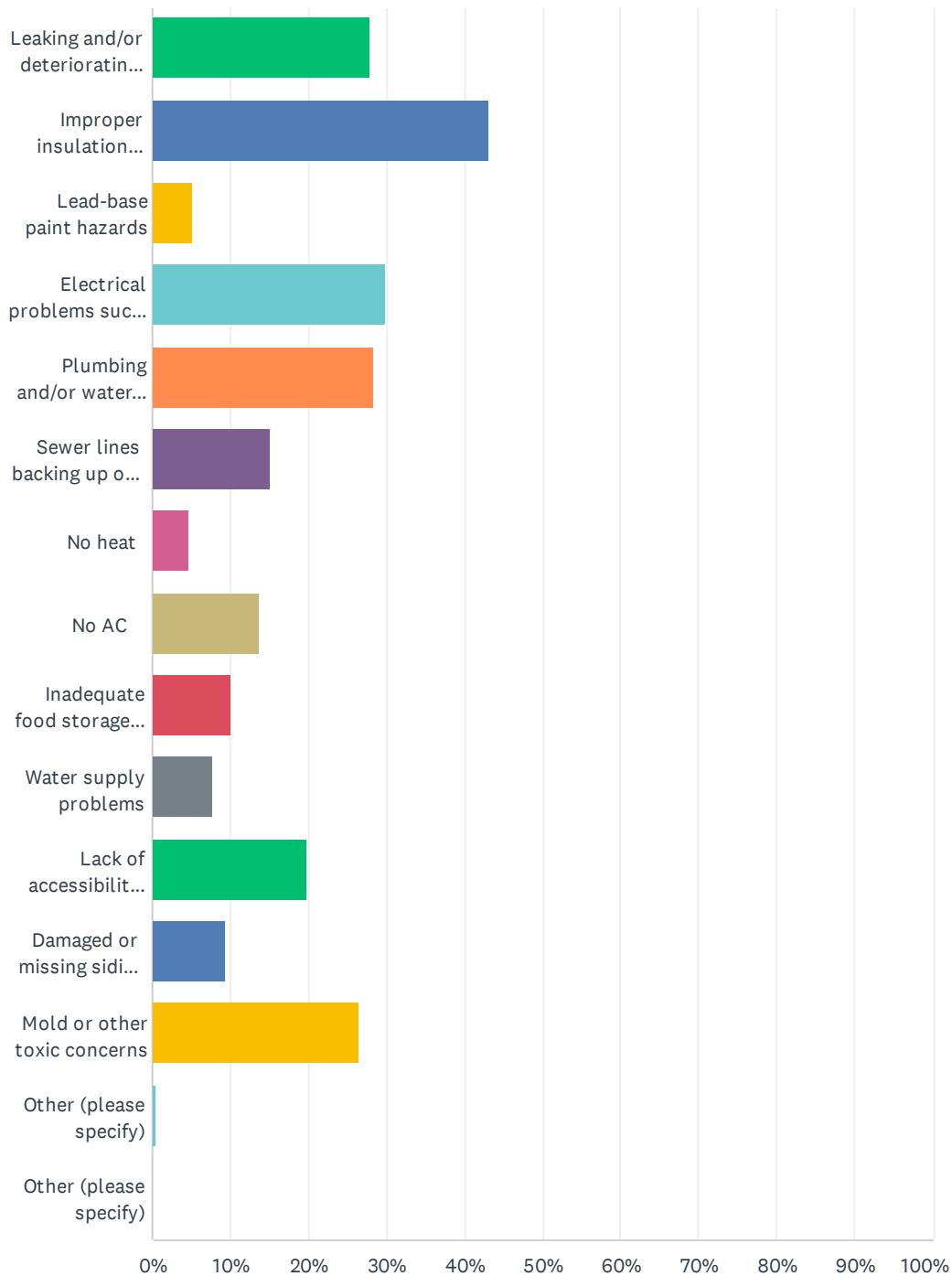
Answered: 514 Skipped: 6



ANSWER CHOICES	RESPONSES	
< 30%	43.19%	222
31% - 49%	34.82%	179
> 50%	15.37%	79
Other (please specify)	7.00%	36
Total Respondents: 514		

Q8 If you have health and safety concerns related to the condition of your housing, please mark below all concerns that apply.

Answered: 211 Skipped: 309

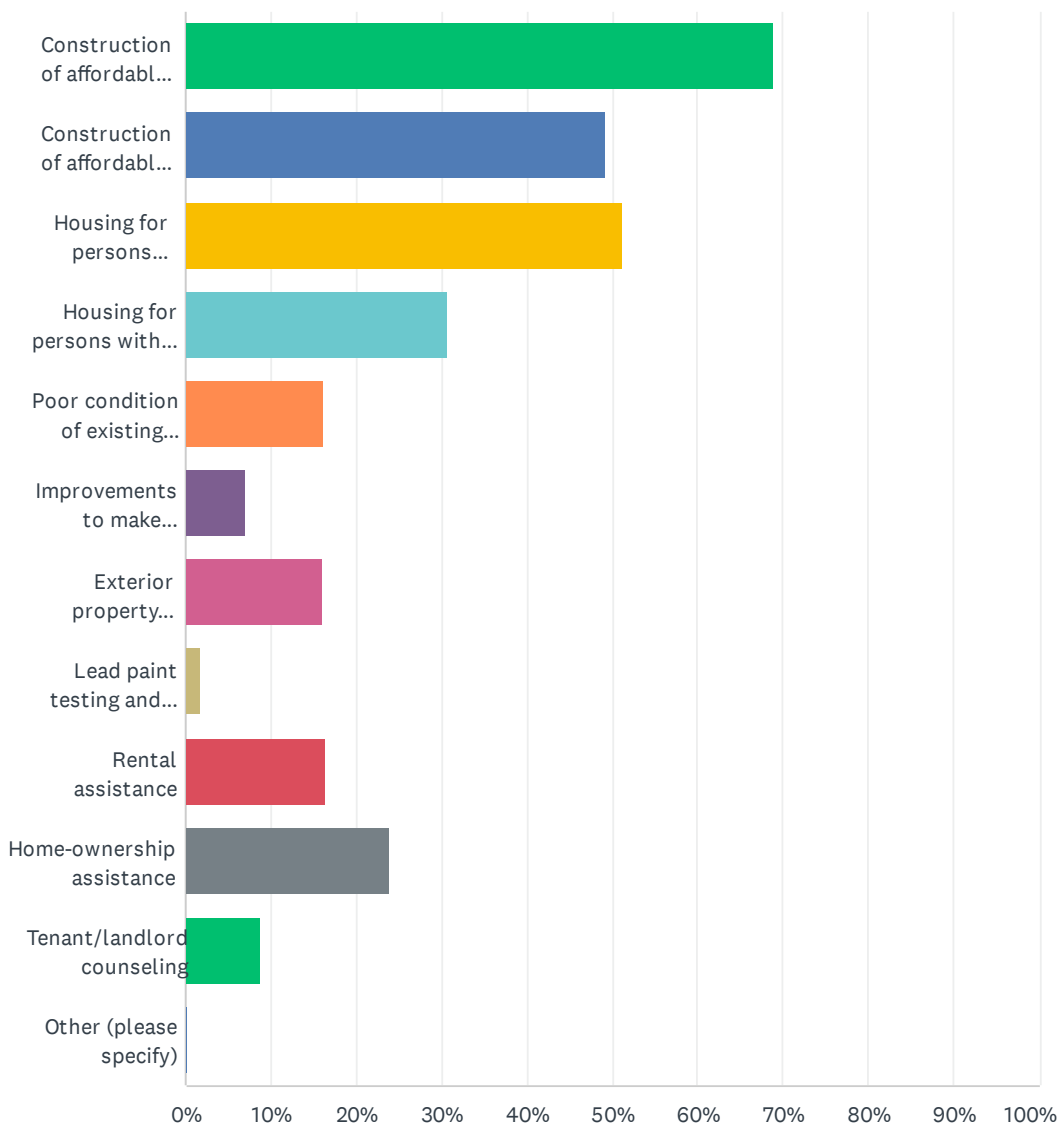


Copy of City of Grants Pass Community Development Block Grant (CDBG) Program Year 2023 Year
4 Annual Action Plan

ANSWER CHOICES	RESPONSES	
Leaking and/or deteriorating roofing	27.96%	59
Improper insulation and/or air leakage	43.13%	91
Lead-base paint hazards	5.21%	11
Electrical problems such as tripping circuits	29.86%	63
Plumbing and/or water heater issues	28.44%	60
Sewer lines backing up or clogging	15.17%	32
No heat	4.74%	10
No AC	13.74%	29
Inadequate food storage, preparation and/or cooking facilities	9.95%	21
Water supply problems	7.58%	16
Lack of accessibility for person with disabilities	19.91%	42
Damaged or missing siding issues	9.48%	20
Mold or other toxic concerns	26.54%	56
Other (please specify)	0.47%	1
Other (please specify)	0.00%	0
Total Respondents: 211		

Q9 Select the three housing needs most critical in Grants Pass.

Answered: 497 Skipped: 23

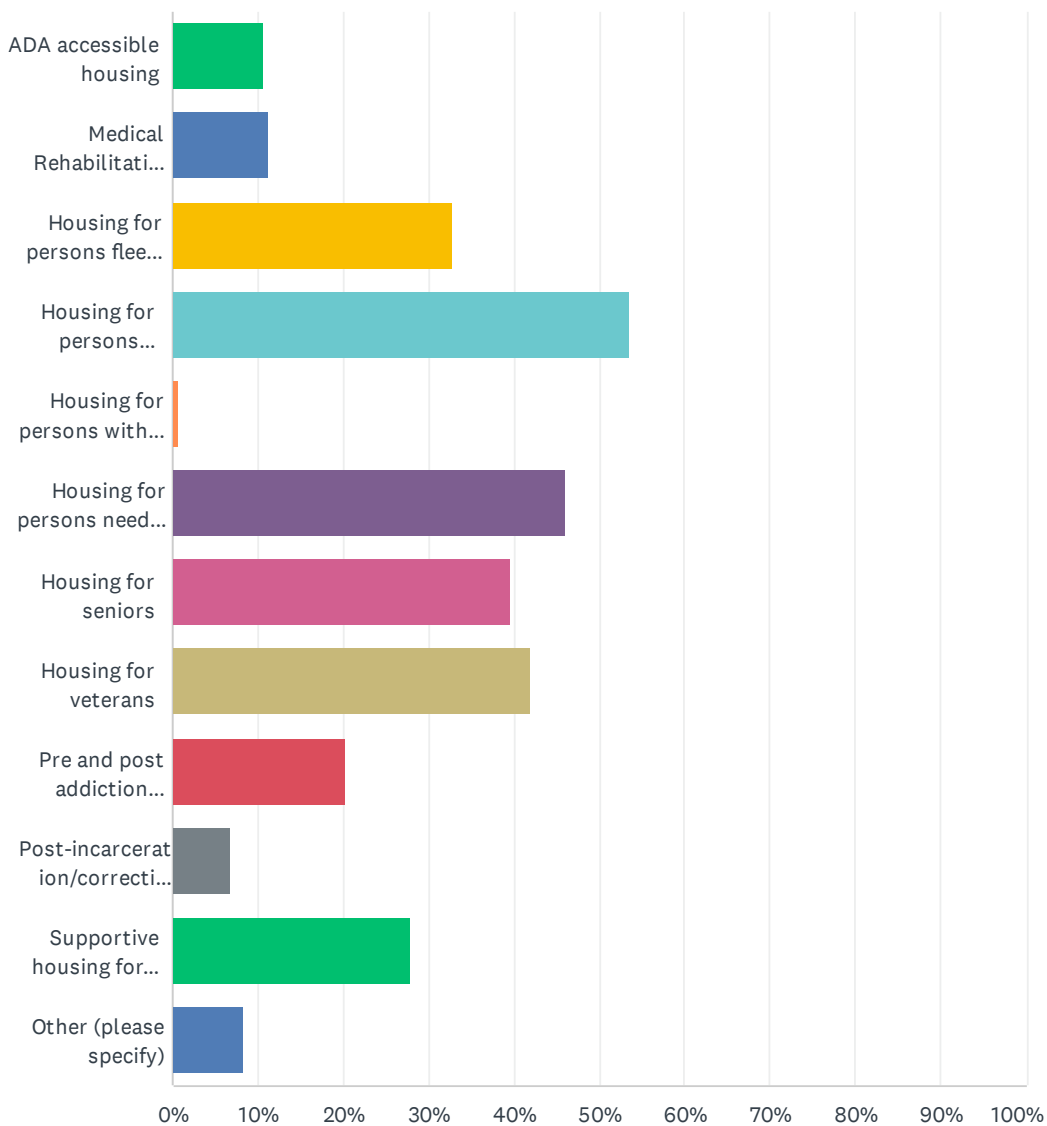


Copy of City of Grants Pass Community Development Block Grant (CDBG) Program Year 2023 Year
4 Annual Action Plan

ANSWER CHOICES	RESPONSES	
Construction of affordable rental housing	68.81%	342
Construction of affordable 'for sale' housing	49.30%	245
Housing for persons experiencing homelessness	51.11%	254
Housing for persons with special needs, including those with physical disabilities, mental illness, substance abuse and addictions	30.78%	153
Poor condition of existing housing	16.30%	81
Improvements to make existing housing more accessible for persons with disabilities	7.04%	35
Exterior property maintenance and code enforcement	16.10%	80
Lead paint testing and abatement	1.61%	8
Rental assistance	16.50%	82
Home-ownership assistance	23.94%	119
Tenant/landlord counseling	8.65%	43
Other (please specify)	0.20%	1
Total Respondents: 497		

Q10 Select three special needs housing types most critical in Grants Pass.

Answered: 505 Skipped: 15

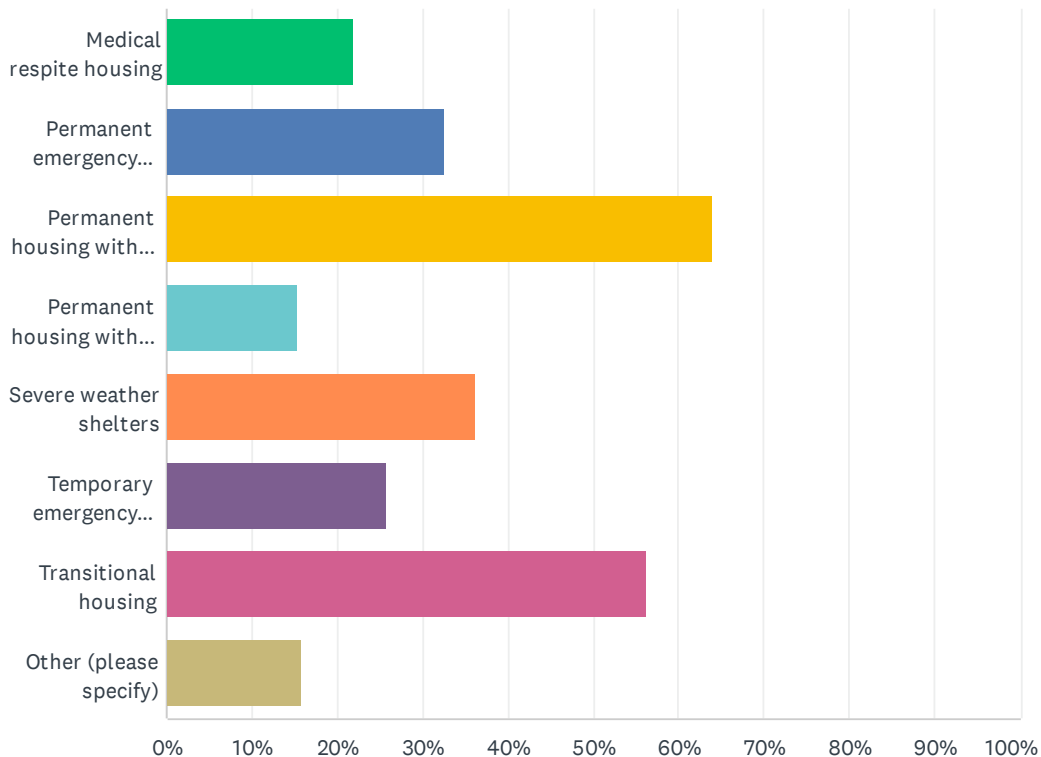


Copy of City of Grants Pass Community Development Block Grant (CDBG) Program Year 2023 Year
4 Annual Action Plan

ANSWER CHOICES	RESPONSES	
ADA accessible housing	10.69%	54
Medical Rehabilitation housing	11.29%	57
Housing for persons fleeing domestic violence	32.87%	166
Housing for persons experiencing homelessness	53.47%	270
Housing for persons with HIV/AIDS	0.59%	3
Housing for persons needing mental health support	46.14%	233
Housing for seniors	39.60%	200
Housing for veterans	41.98%	212
Pre and post addiction recovery housing	20.20%	102
Post-incarceration/corrections housing	6.73%	34
Supportive housing for youth	27.92%	141
Other (please specify)	8.32%	42
Total Respondents: 505		

Q11 Select three housing options needed most for persons experiencing homelessness.

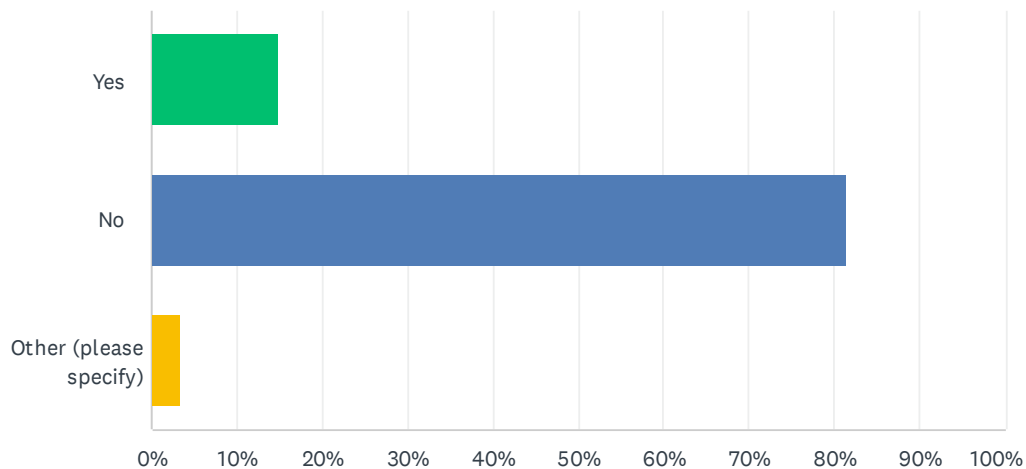
Answered: 496 Skipped: 24



ANSWER CHOICES	RESPONSES	
Medical respite housing	21.98%	109
Permanent emergency shelters	32.66%	162
Permanent housing with supportive services (services may include rental support, mental health services, etc)	63.91%	317
Permanent housing without supportive services	15.32%	76
Severe weather shelters	36.29%	180
Temporary emergency shelters	25.81%	128
Transitional housing	56.25%	279
Other (please specify)	15.73%	78
Total Respondents: 496		

Q12 When you looked for housing in Grants Pass, did you ever feel you were discriminated against?

Answered: 514 Skipped: 6

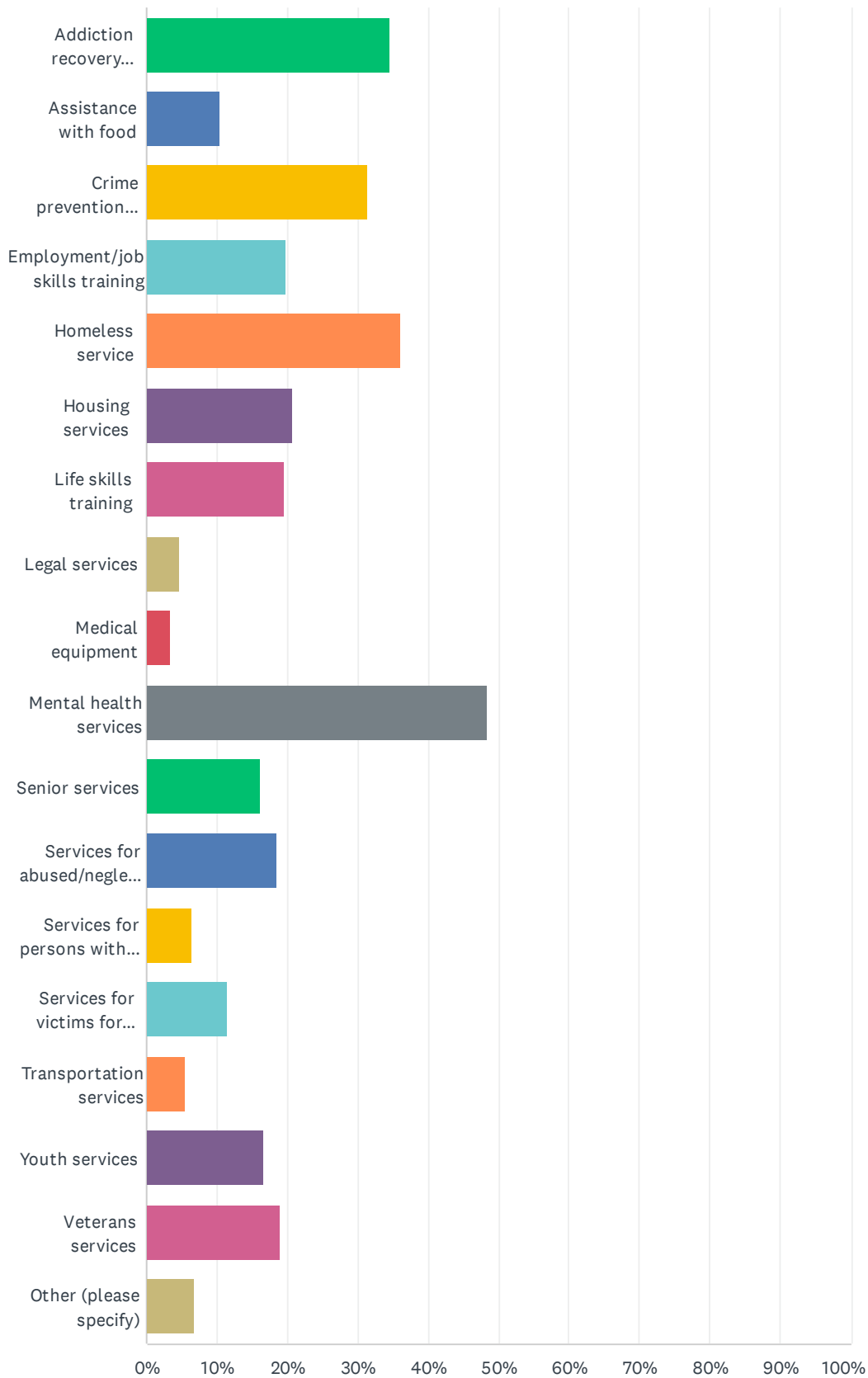


ANSWER CHOICES	RESPONSES	
Yes	14.98%	77
No	81.52%	419
Other (please specify)	3.50%	18
TOTAL		514

Q13 Select the three highest priority public services needed most in Grants Pass.

Answered: 514 Skipped: 6

Copy of City of Grants Pass Community Development Block Grant (CDBG) Program Year 2023 Year 4 Annual Action Plan

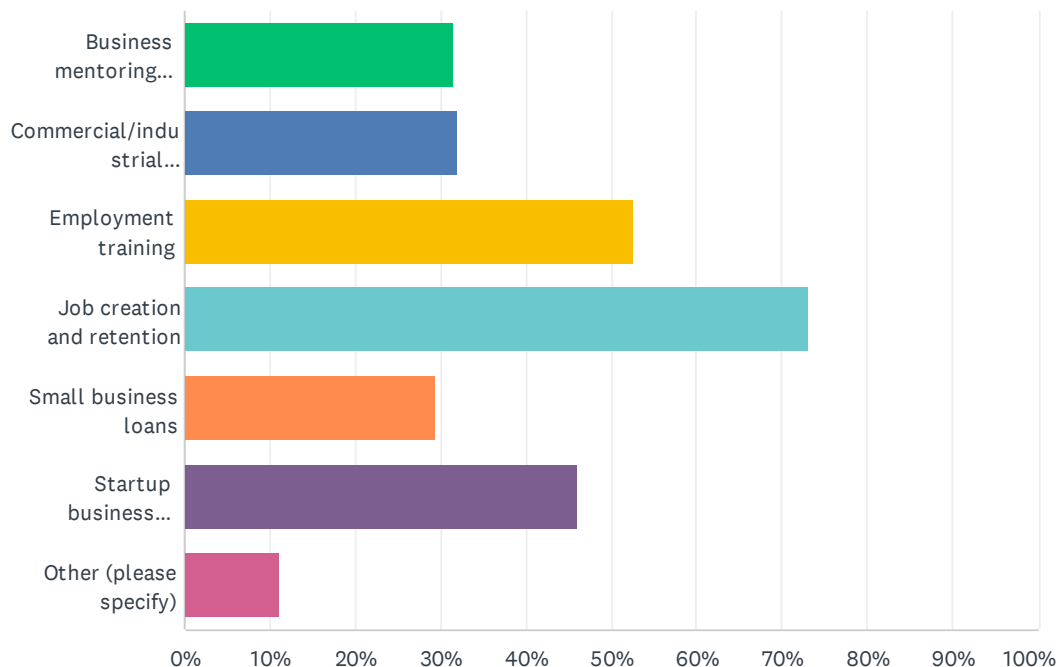


Copy of City of Grants Pass Community Development Block Grant (CDBG) Program Year 2023 Year
4 Annual Action Plan

ANSWER CHOICES	RESPONSES	
Addiction recovery programs	34.63%	178
Assistance with food	10.51%	54
Crime prevention programs	31.32%	161
Employment/job skills training	19.84%	102
Homeless service	35.99%	185
Housing services	20.62%	106
Life skills training	19.65%	101
Legal services	4.67%	24
Medical equipment	3.31%	17
Mental health services	48.44%	249
Senior services	16.15%	83
Services for abused/neglected children	18.48%	95
Services for persons with disabilities	6.42%	33
Services for victims for domestic violence	11.48%	59
Transportation services	5.45%	28
Youth services	16.73%	86
Veterans services	18.87%	97
Other (please specify)	6.81%	35
Total Respondents: 514		

Q14 Select three economic development or business services needed most in Grants Pass.

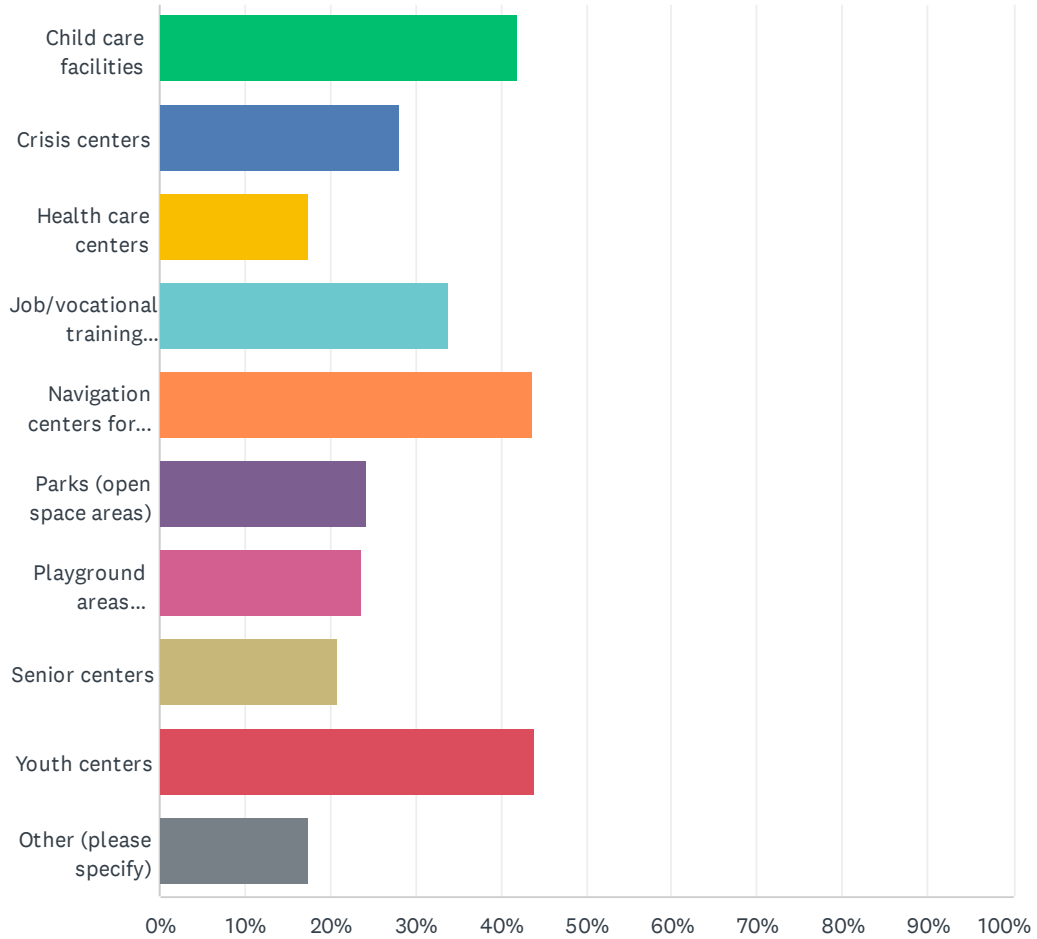
Answered: 497 Skipped: 23



ANSWER CHOICES	RESPONSES	
Business mentoring services	31.59%	157
Commercial/industrial rehabilitation	31.99%	159
Employment training	52.72%	262
Job creation and retention	73.04%	363
Small business loans	29.38%	146
Startup business assistance	46.08%	229
Other (please specify)	11.07%	55
Total Respondents: 497		

Q15 Select three community or neighborhood facilities most needed in Grants Pass.

Answered: 505 Skipped: 15

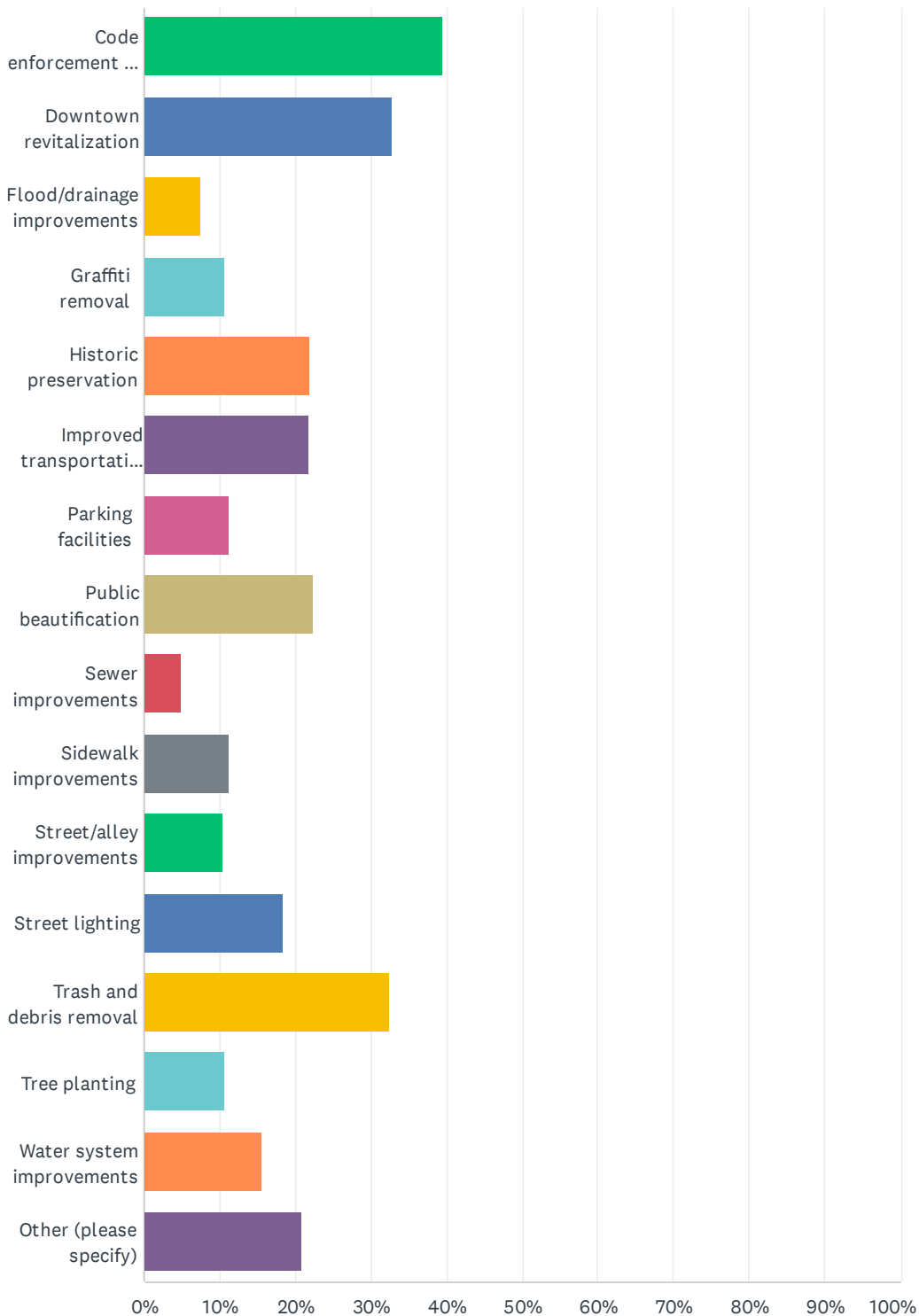


Copy of City of Grants Pass Community Development Block Grant (CDBG) Program Year 2023 Year
4 Annual Action Plan

ANSWER CHOICES	RESPONSES	
Child care facilities	41.98%	212
Crisis centers	28.12%	142
Health care centers	17.43%	88
Job/vocational training centers	33.86%	171
Navigation centers for homeless residents	43.76%	221
Parks (open space areas)	24.36%	123
Playground areas (baseball, soccer, basketball, play equipment)	23.56%	119
Senior centers	20.99%	106
Youth centers	43.96%	222
Other (please specify)	17.43%	88
Total Respondents: 505		

Q16 Select three public improvements and/or infrastructure needs most critical in Grants Pass.

Answered: 509 Skipped: 11

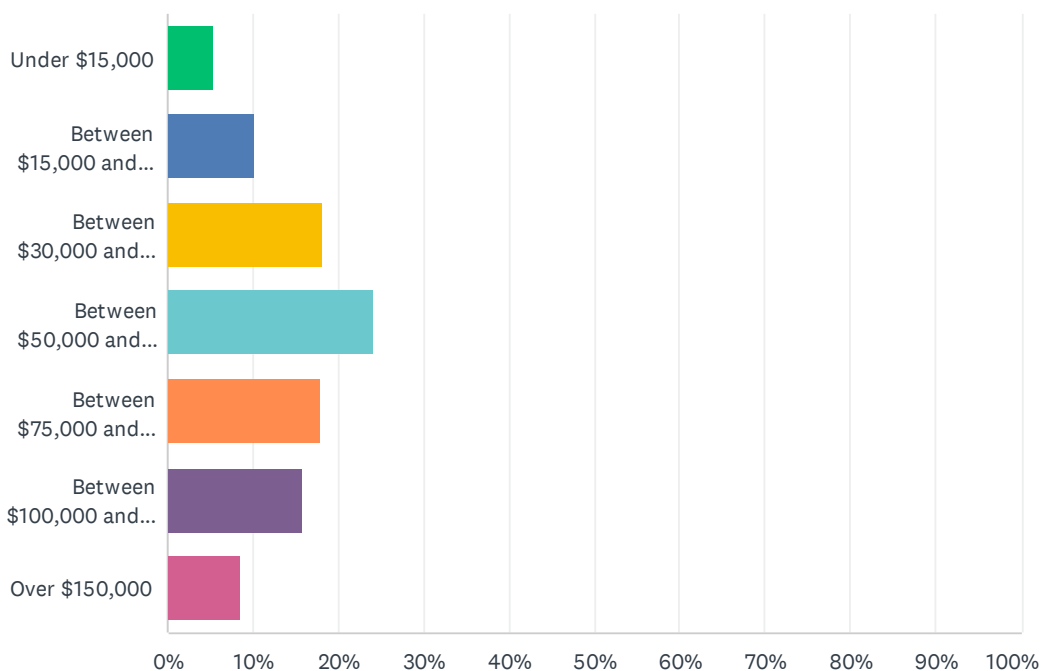


Copy of City of Grants Pass Community Development Block Grant (CDBG) Program Year 2023 Year
4 Annual Action Plan

ANSWER CHOICES	RESPONSES	
Code enforcement of blighted properties	39.49%	201
Downtown revitalization	32.81%	167
Flood/drainage improvements	7.47%	38
Graffiti removal	10.61%	54
Historic preservation	22.00%	112
Improved transportation options	21.81%	111
Parking facilities	11.20%	57
Public beautification	22.40%	114
Sewer improvements	4.91%	25
Sidewalk improvements	11.20%	57
Street/alley improvements	10.41%	53
Street lighting	18.27%	93
Trash and debris removal	32.42%	165
Tree planting	10.61%	54
Water system improvements	15.52%	79
Other (please specify)	20.83%	106
Total Respondents: 509		

Q17 What was the total annual income of your household in 2022?

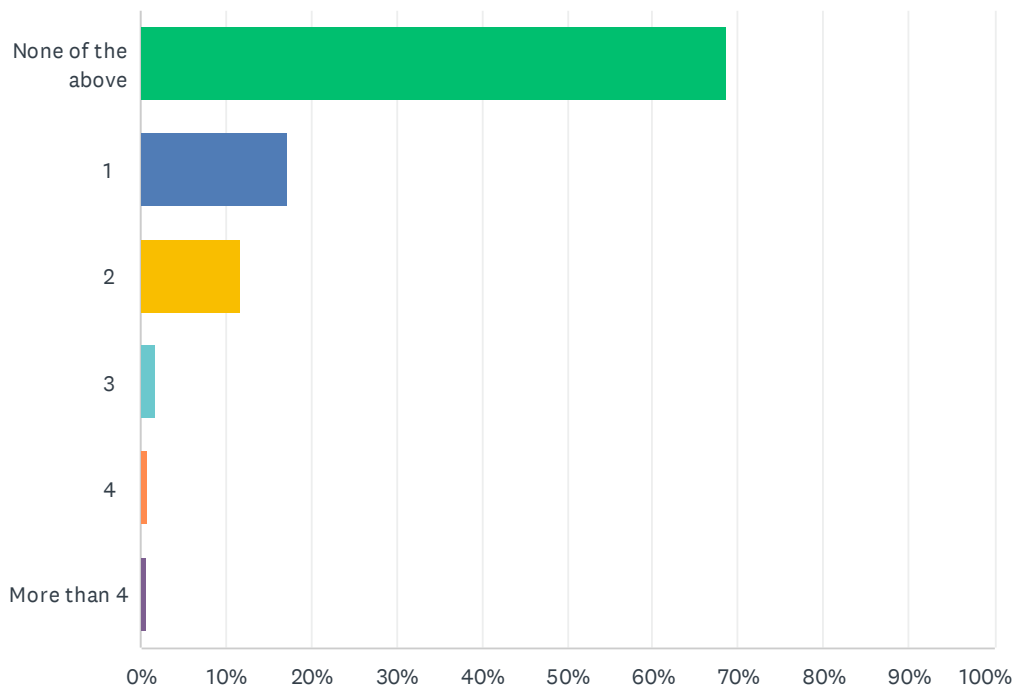
Answered: 496 Skipped: 24



ANSWER CHOICES	RESPONSES	
Under \$15,000	5.24%	26
Between \$15,000 and \$29,999	10.28%	51
Between \$30,000 and \$49,999	18.15%	90
Between \$50,000 and \$74,999	24.19%	120
Between \$75,000 and \$99,999	17.94%	89
Between \$100,000 and \$150,000	15.73%	78
Over \$150,000	8.47%	42
TOTAL		496

Q18 If you own your property, how many adults living with you over 18 years of age do not contribute financial support?

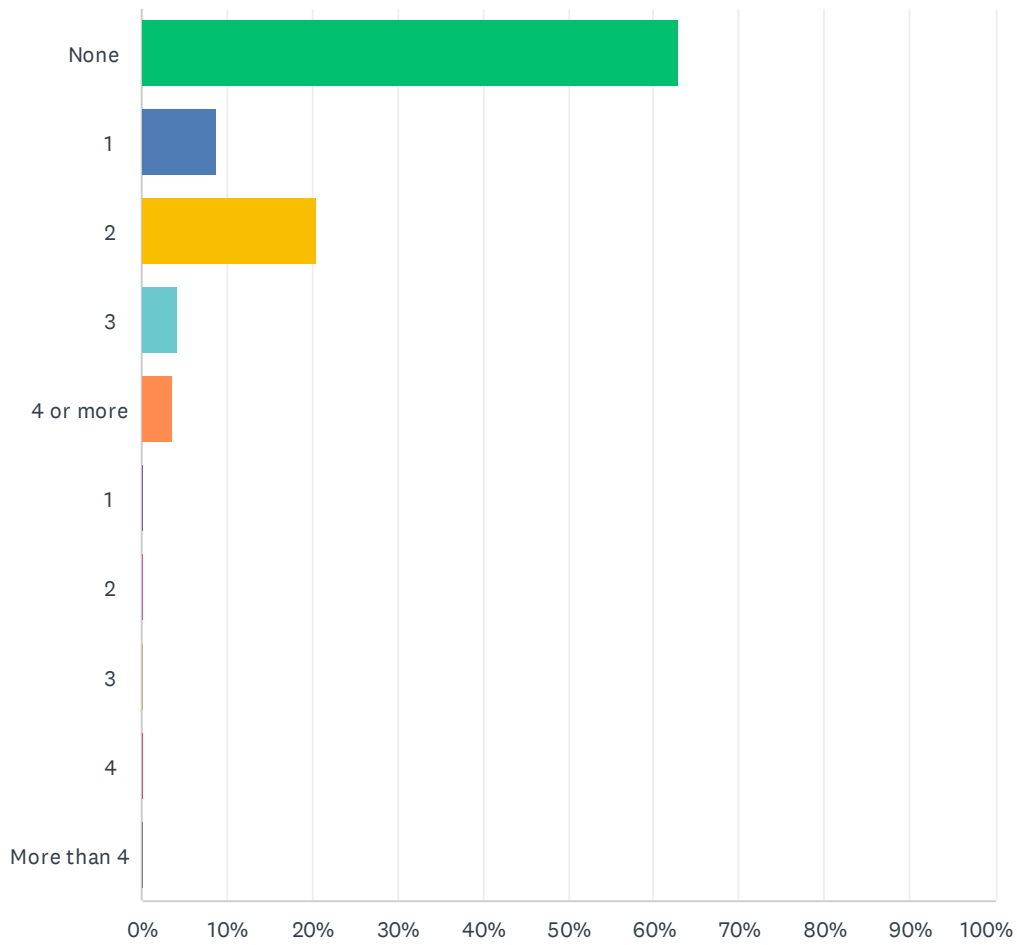
Answered: 491 Skipped: 29



ANSWER CHOICES	RESPONSES	
None of the above	68.64%	337
1	17.31%	85
2	11.81%	58
3	1.63%	8
4	0.81%	4
More than 4	0.61%	3
Total Respondents: 491		

Q19 If you rent, how many persons are on the rental lease?

Answered: 331 Skipped: 189

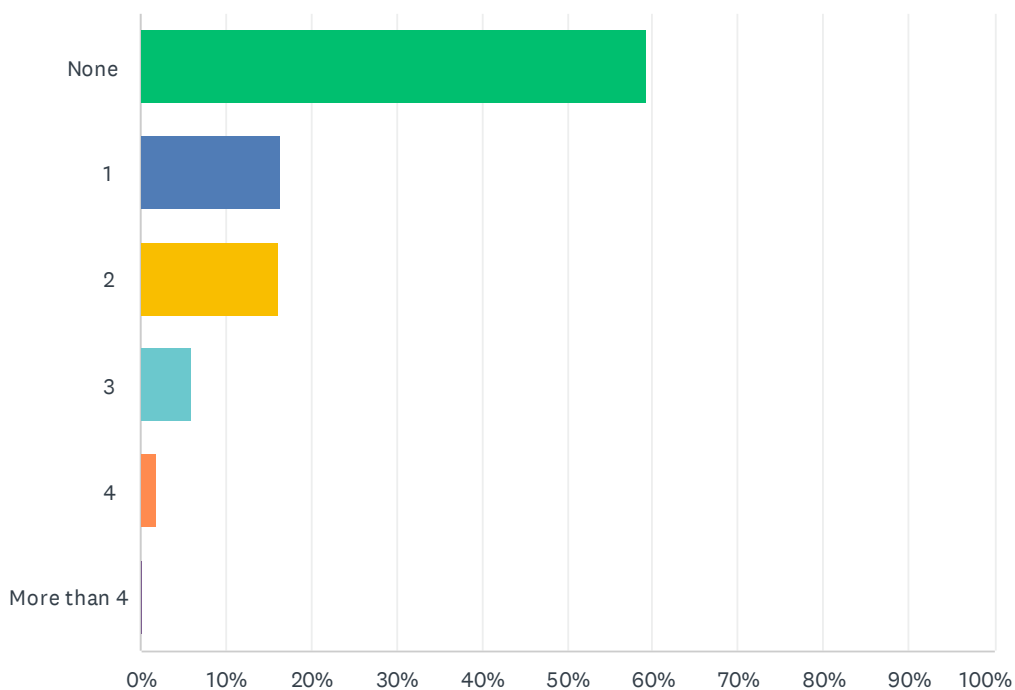


Copy of City of Grants Pass Community Development Block Grant (CDBG) Program Year 2023 Year
4 Annual Action Plan

ANSWER CHOICES	RESPONSES	
None	62.84%	208
1	8.76%	29
2	20.54%	68
3	4.23%	14
4 or more	3.63%	12
1	0.30%	1
2	0.30%	1
3	0.30%	1
4	0.30%	1
More than 4	0.30%	1
Total Respondents: 331		

Q20 How many children are in the household (aged 17 or younger only)?

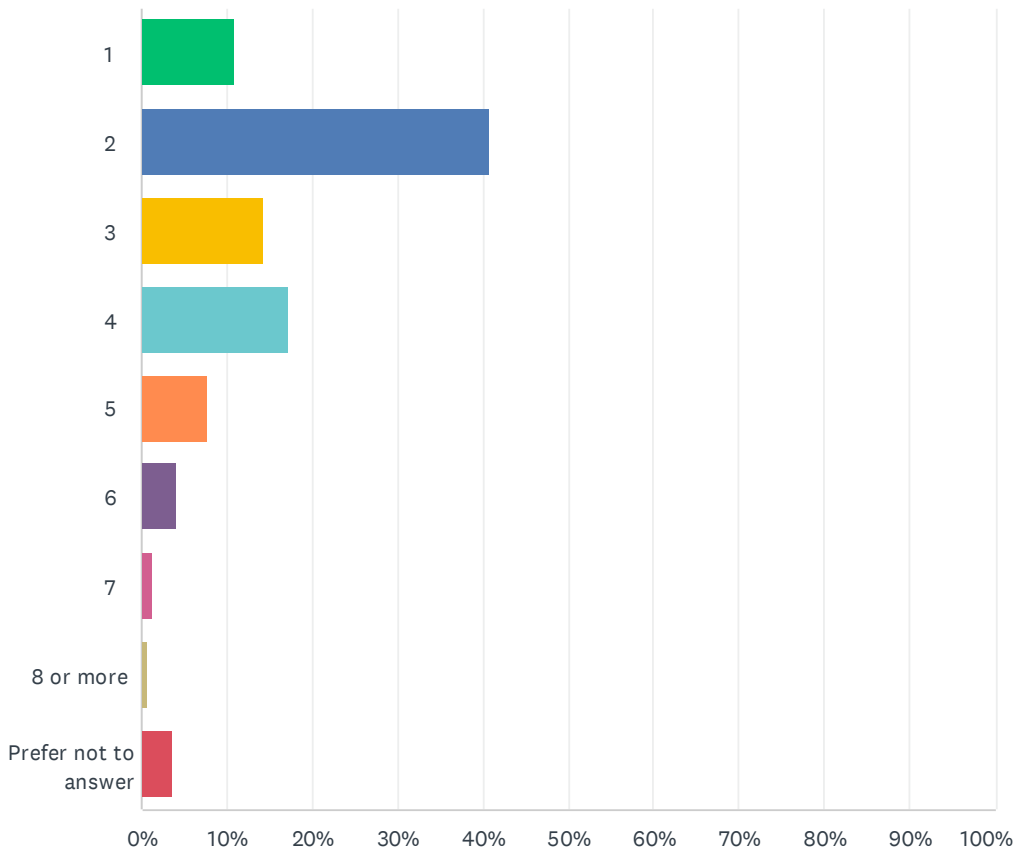
Answered: 502 Skipped: 18



ANSWER CHOICES	RESPONSES	
None	59.36%	298
1	16.33%	82
2	16.14%	81
3	5.98%	30
4	1.99%	10
More than 4	0.20%	1
TOTAL		502

Q21 How many people live in your household including adults and children?

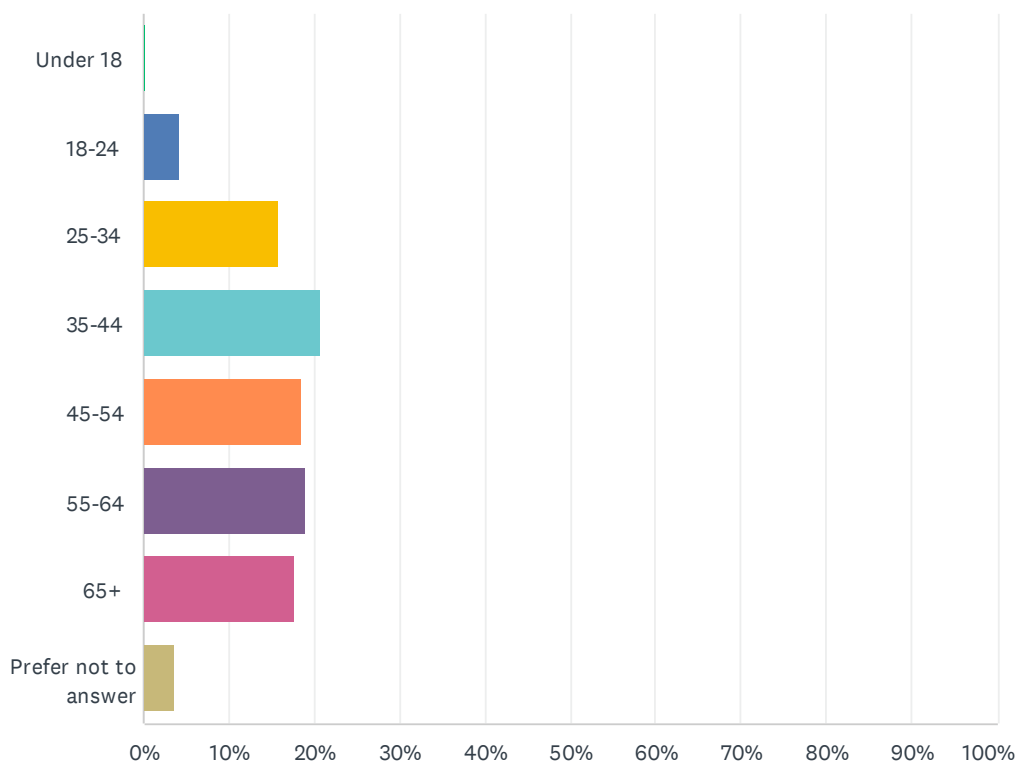
Answered: 511 Skipped: 9



ANSWER CHOICES	RESPONSES	
1	10.96%	56
2	40.70%	208
3	14.29%	73
4	17.22%	88
5	7.63%	39
6	4.11%	21
7	1.37%	7
8 or more	0.59%	3
Prefer not to answer	3.72%	19
Total Respondents: 511		

Q22 What is your age?

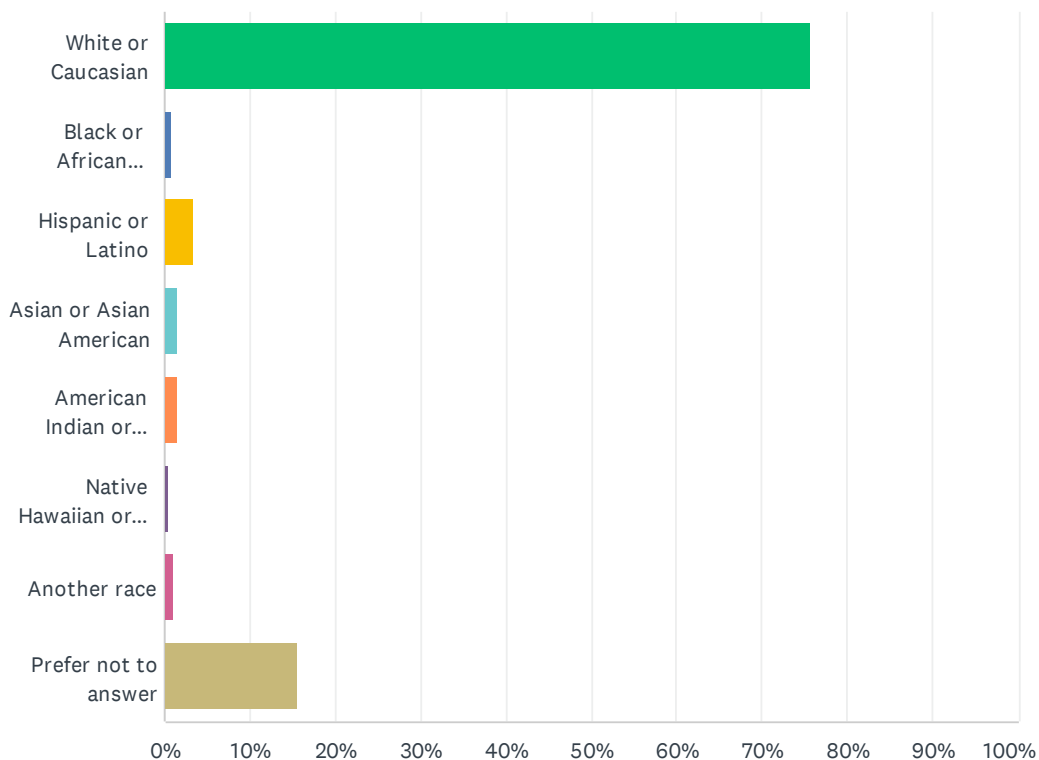
Answered: 515 Skipped: 5



ANSWER CHOICES	RESPONSES	
Under 18	0.19%	1
18-24	4.27%	22
25-34	15.73%	81
35-44	20.78%	107
45-54	18.64%	96
55-64	19.03%	98
65+	17.67%	91
Prefer not to answer	3.69%	19
TOTAL		515

Q23 Please identify your race.

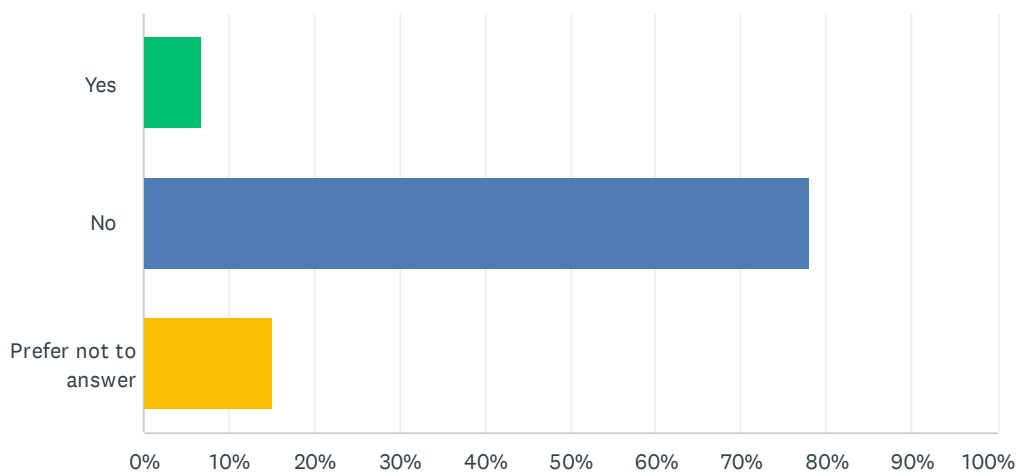
Answered: 515 Skipped: 5



ANSWER CHOICES	RESPONSES	
White or Caucasian	75.73%	390
Black or African American	0.78%	4
Hispanic or Latino	3.50%	18
Asian or Asian American	1.55%	8
American Indian or Alaska Native	1.55%	8
Native Hawaiian or other Pacific Islander	0.39%	2
Another race	0.97%	5
Prefer not to answer	15.53%	80
TOTAL		515

Q24 Are you of Spanish, Hispanic or Latino origin or descent?

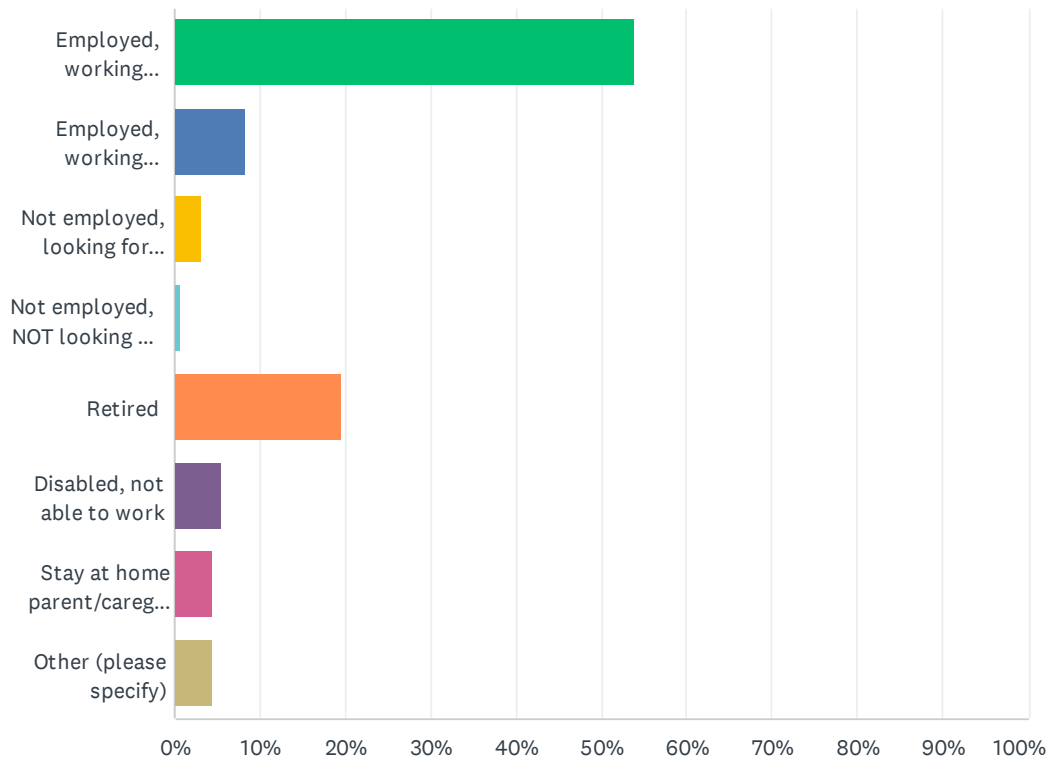
Answered: 514 Skipped: 6



ANSWER CHOICES	RESPONSES
Yes	6.81% 35
No	78.02% 401
Prefer not to answer	15.18% 78
TOTAL	514

Q25 Which of the following categories best describes your employment status?

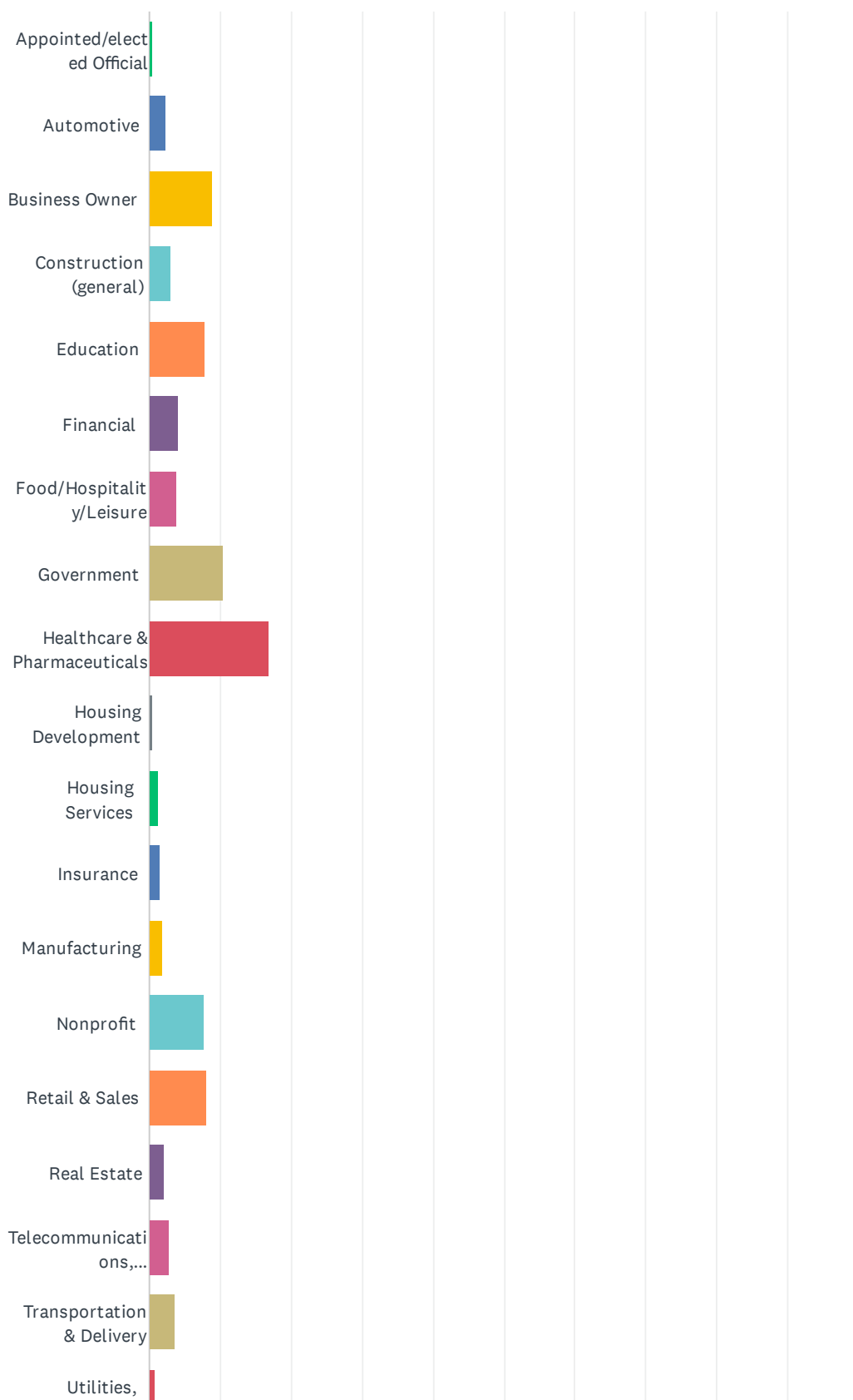
Answered: 516 Skipped: 4



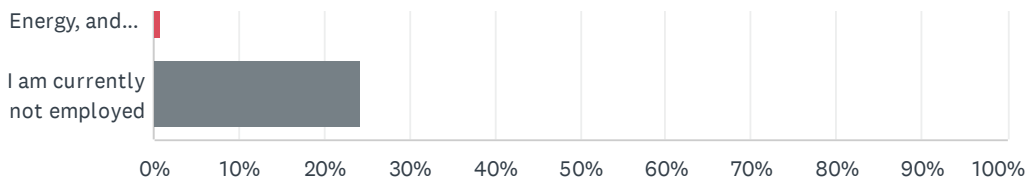
ANSWER CHOICES	RESPONSES	
Employed, working full-time	53.88%	278
Employed, working part-time	8.33%	43
Not employed, looking for work	3.10%	16
Not employed, NOT looking for work	0.58%	3
Retired	19.57%	101
Disabled, not able to work	5.62%	29
Stay at home parent/caregiver	4.46%	23
Other (please specify)	4.46%	23
TOTAL		516

Q26 Which of the following best describes your type of employment?

Answered: 494 Skipped: 26



Copy of City of Grants Pass Community Development Block Grant (CDBG) Program Year 2023 Year 4 Annual Action Plan



ANSWER CHOICES	RESPONSES	
Appointed/elected Official	0.40%	2
Automotive	2.43%	12
Business Owner	8.91%	44
Construction (general)	3.04%	15
Education	7.89%	39
Financial	4.05%	20
Food/Hospitality/Leisure	3.85%	19
Government	10.53%	52
Healthcare & Pharmaceuticals	16.80%	83
Housing Development	0.40%	2
Housing Services	1.21%	6
Insurance	1.42%	7
Manufacturing	2.02%	10
Nonprofit	7.69%	38
Retail & Sales	8.10%	40
Real Estate	2.23%	11
Telecommunications, Technology, Internet & Electronics	2.83%	14
Transportation & Delivery	3.64%	18
Utilities, Energy, and Extraction	0.81%	4
I am currently not employed	24.29%	120
Total Respondents: 494		

**Q27 If you would like to be more involved with any of the topics referenced
in the Survey, please provide your email address.**

Answered: 126 Skipped: 394

Q28 If you have further comments, please list them below.

Answered: 171 Skipped: 349