

## GENERAL BUILDING DATA

Patio covers and porch covers not over 200 square feet and supported by an exterior building wall are exempt from a building permit. Section ORSC R105.

In geographical areas where experience has demonstrated a specific need, approved naturally durable or pressure preservative treated wood shall be used for those portions of wood members that form the structural support of decks, porches, balconies or similar permanent building appurtenances when those members are exposed to the weather without adequate protection from a roof, such members may include:

1. Horizontal members such as girders, joists, and decking.
2. Vertical members such as posts, poles and columns.
3. Both horizontal and vertical members

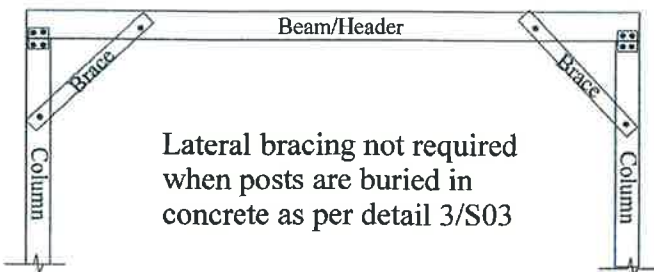
### DESIGN CRITERIA

Items	Units
Eave Height	10'-0" Max
Roof Pitch	2/12 to 4/12
Wind Speed	105 mph
Exposure	C
Seismic Zone	D2
Snow Load	25
Soil Bearing	1500

The owner/contractor shall verify all dimensions and site conditions before starting work. The owner/contractor shall notify the local Building Codes Division of any discrepancies, changes, omissions, or substitutions that are not permitted without the approval of the local Building Department having jurisdiction.

All wood in contact with the ground, embedded in concrete in direct contact with the ground or embedded in concrete exposed to the weather that supports permanent structures shall be approved pressure preservative treated wood suitable for ground contact use.

**Knee brace shall be connected to the beam and the column with 1/2" through bolt or (2) SDS 1/4" with minimum 2.5" penetration**



### CONCRETE

Concrete slab on grade shall have a minimum 3,000 psi and a minimum of 3.5" depth.

Concrete footings shall be a minimum 2,500 psi.

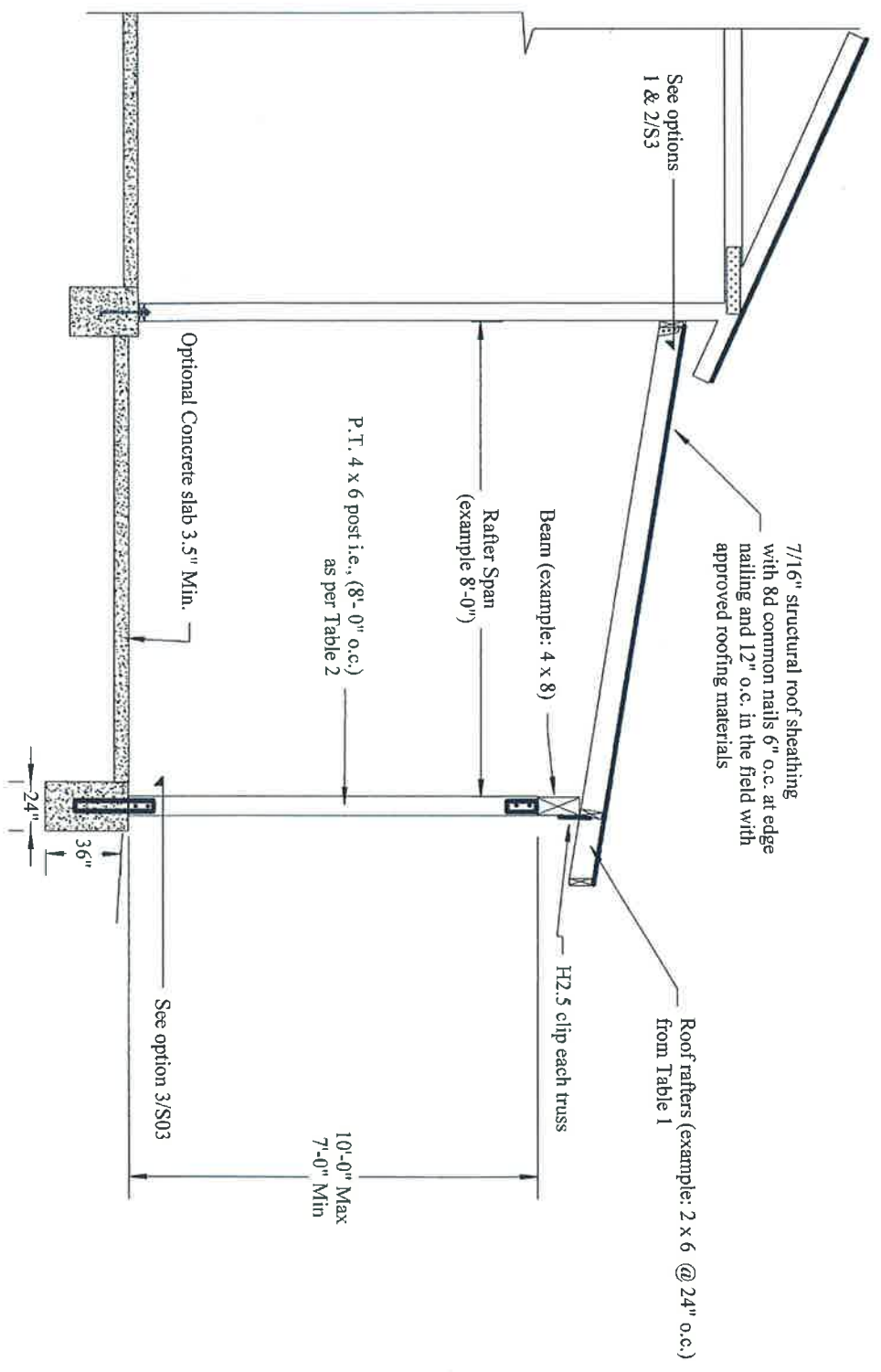
Finish grade shall slope 5% for 10' feet away from structure.

The area within the concrete slab shall have all vegetation, top soil and foreign materials removed.

Note:

Post bases (Simpson PCS or equivalent) post caps (Simpson PC or equivalent) joist hangers, hurricane ties etc., shall be installed and fastened according to the manufactures recommendations.

All structural wood shall be DF #2

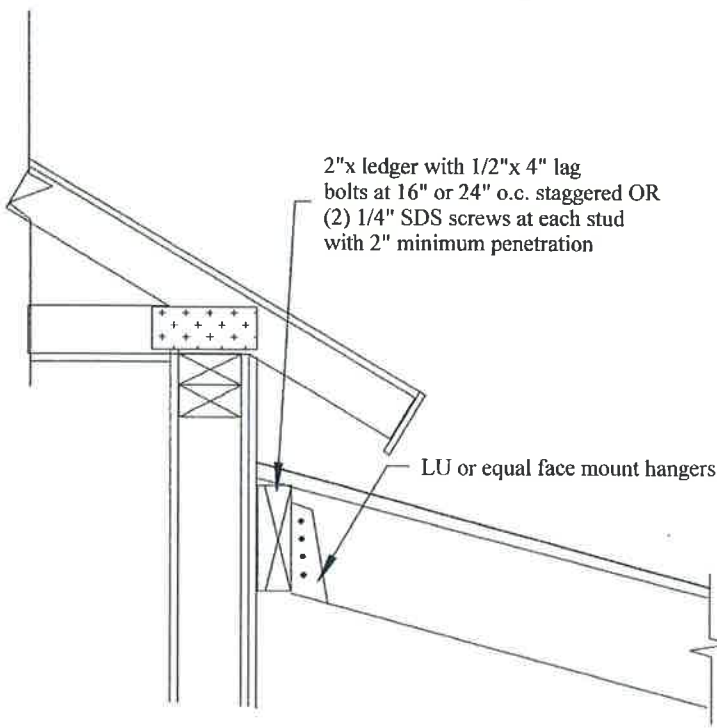


**RAFTER SPANS TABLE 1**

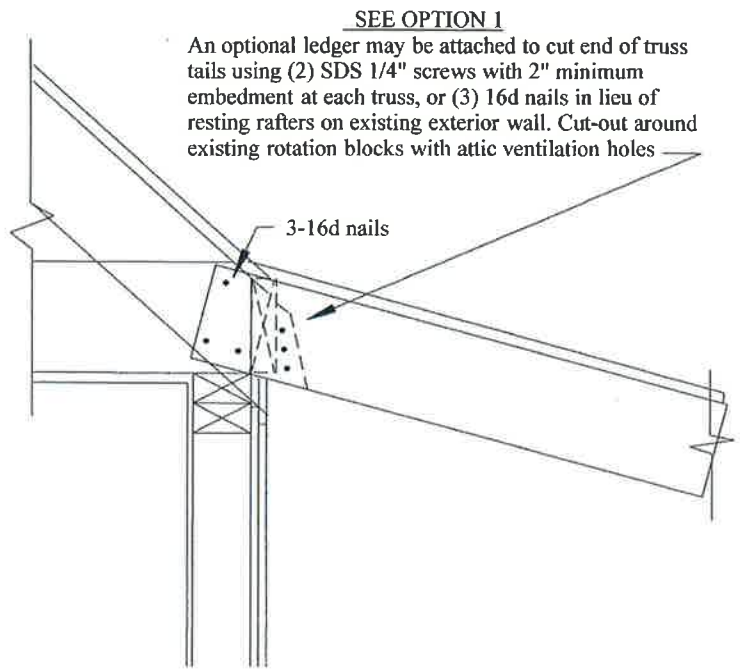
Min Size	Max Spacing	Max Span
2 x 4	12"	9'-5"
	16"	8'-2"
	24"	6'-8"
2 x 6	12"	13'-9"
	16"	11'-11"
	24"	9'-9"
2 x 8	12"	17'-5"
	16"	15'-1"
	24"	12'-4"

**HEADER SPANS TABLE 2**

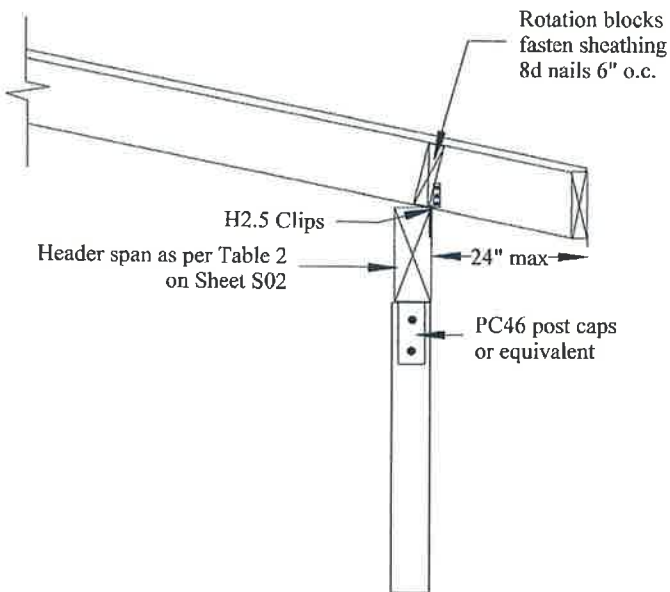
4 x 6 Post Spacing	Rafter Spans													
	8'-0"	9'-0"	10'-0"	11'-0"	12'-0"	13'-0"	14'-0"	15'-0"	16'-0"	17'-0"	17'-5"			
8'-0"	4 x 8	4 x 8	4 x 8	4 x 8	4 x 8	4 x 8	4 x 8	4 x 8	4 x 8	4 x 8	4 x 8			
9'-0"	4 x 8	4 x 8	4 x 8	4 x 8	4 x 8	4 x 8	4 x 8	4 x 10	4 x 10	4 x 10	4 x 10			
10'-0"	4 x 8	4 x 8	4 x 8	4 x 8	4 x 10	4 x 10	4 x 10	4 x 10	4 x 12	4 x 12	4 x 10			
11'-0"	4 x 8	4 x 10	4 x 10	4 x 10	4 x 10	4 x 10	4 x 12	4 x 12	4 x 12	4 x 12	4 x 12			
12'-0"	4 x 10	4 x 10	4 x 10	4 x 10	4 x 12	4 x 12	4 x 12	4 x 12	4 x 12	4 x 12	4 x 14			



Option 1



Option 2



Option 3

